



# **The Spanish Judiciary in figures 2013**



GENERAL COUNCIL OF THE JUDICIARY – [www.poderjudicial.es](http://www.poderjudicial.es)

**JUDICIAL STATISTICS**



# **The Spanish Judiciary in figures 2013**



JUDICIAL STATISTICS



## Presentation

As part of its policy of transparency, the General Council of the Judiciary (GCJ), has taken, for another year, the step of compiling “The Spanish Judiciary in figures”, which sets out the key statistics for 2013 describing quantitatively the Spanish Court system.

The full document may be accessed at [www.poderjudicial.es](http://www.poderjudicial.es), in Statistics National Plan section, origin of data for this publication, where there is also available the complementary and most updated information.

We would like to thank the judicial bodies cooperation, who are responsible the most of information, as well as the rest of government bodies and institutions providing the information to the Judicial Statistics National Plan.

# SUMMARY

|  |           |
|--|-----------|
| <b>STRUCTURE AND RESOURCES .....</b>                             | <b>8</b>  |
| <b>NUMBER OF JUDICIAL DISTRICTS .....</b>                        | <b>9</b>  |
| <b>SINGLE JUDGE COURTS.....</b>                                  | <b>10</b> |
| <b>COLLEGIATE BODIES .....</b>                                   | <b>11</b> |
| <b>MEMBERS OF THE JUDICIARY .....</b>                            | <b>12</b> |
| <b>MEMBERS OF THE JUDICIARY PER 100.000 INHABITANTS .....</b>    | <b>13</b> |
| <b>PERCENTAGE OF JUDGES AND SENIOR JUDGES IN THE H.C.J .....</b> | <b>13</b> |
| <b>MAGISTRATES AND JUDGES IN-ACTIVE.....</b>                     | <b>14</b> |
| <b>AGE PYRAMID JUDGES AND MAGISTRATES .....</b>                  | <b>14</b> |
| <b>JUSTICES OF PEACE BODIES .....</b>                            | <b>15</b> |
| <b>PUBLIC PROSECUTORS .....</b>                                  | <b>16</b> |
| <b>COURT CLERKS .....</b>  | <b>17</b> |
| <b>STAFF DIGESTS.....</b>  | <b>17</b> |
| <b>OFFICERS OF COURTS STAFF.....</b>                             | <b>18</b> |
| <b>CENSUS OF LAWYERS AND SOLICITORS .....</b>                    | <b>19</b> |
| <b>SOCIAL GRADUATES .....</b>                                    | <b>20</b> |
| <b>STATE LEGAL SERVICE.....</b>                                  | <b>21</b> |
| <b>LAND CHARGE AND COMMERCIAL REGISTRARS.....</b>                | <b>22</b> |
| <b>NOTARIES IN-ACTIVE.....</b>                                   | <b>23</b> |
| <b>COURT SYSTEM BUDGET.....</b>                                  | <b>24</b> |
| <b>COMPENSATION OF USERS FOR JUDICIAL DYSFUNCTION .....</b>      | <b>25</b> |
| <b>LEGAL AID .....</b>   | <b>26</b> |
| <b>JUDICIAL ACCOUNT .....</b>                                    | <b>27</b> |
| <b>COURT FEES.....</b>   | <b>28</b> |
| <b>PERSONNEL TURNOVER .....</b>                                  | <b>29</b> |
| <b>WORKLOAD AND RESOLVED CASES .....</b>                         | <b>33</b> |
| <b>CASES HANDLED.....</b>  | <b>34</b> |
| <b>RATES.....</b>  | <b>39</b> |
| <b>EVOLUTION FROM 2012 TO 2013.....</b>                          | <b>41</b> |
| <b>TIME SERIES .....</b>   | <b>43</b> |
| <b>HIGH COURTS OF JUSTICE DATA.....</b>                          | <b>50</b> |
| <b>REQUEST LETTERS/ COMMON OFFICES .....</b>                     | <b>58</b> |
| <b>INFORMATION REQUESTS ON PNJ NETWORK.....</b>                  | <b>59</b> |

|   |            |
|---|------------|
| <b>NUMBER OF CONVICTS AT 31ST DECEMBER 2013 .....</b>                       | <b>60</b>  |
| <b>IMPORTANT CASES HANDLING.....</b>  | <b>61</b>  |
| <b>PAYMENT PROCEEDINGS .....</b>  | <b>62</b>  |
| <b>DIVORCES AND SEPARATIONS.....</b>  | <b>63</b>  |
| <b>NON-CONTENTIOUS PROCEEDINGS .....</b>                                    | <b>63</b>  |
| <b>BANKRUPTCY PROCEEDINGS INCOMING IN COMMERCIAL COURTS.....</b>            | <b>64</b>  |
| <b>FAST TRIALS FOR CRIMINAL PROCEDURES.....</b>                             | <b>65</b>  |
| <b>JURY TRIALS .....</b>  | <b>66</b>  |
| <b>ON REMAND CASES .....</b>  | <b>66</b>  |
| <b>IMMIGRATION.....</b>   | <b>67</b>  |
| <b>DOMESTIC VIOLENCE.....</b>   | <b>68</b>  |
| <b>VIOLENCE AGAINST WOMEN .....</b>   | <b>69</b>  |
| <b>RESOLVED CASES IN LABOR COURTS .....</b>                                 | <b>71</b>  |
| <b>JUDICIAL AUCTIONS.....</b>   | <b>72</b>  |
| <b>INCOMING NULLITY SUITS .....</b>   | <b>73</b>  |
| <b>LEGAL PROTECTION APPEALS LODGED BEFORE .....</b>                         | <b>73</b>  |
| <b>THE CONSTITUTIONAL COURT .....</b>                                       | <b>73</b>  |
| <b>PRELIMINARY RULING SUBMITS TO THE COURT OF JUSTICE OF THE E. U. ....</b> | <b>74</b>  |
| <b>INTERNATIONAL REQUEST OF JUDICIAL COOPERATION. CIVIL BODIES .....</b>    | <b>74</b>  |
| <b>INTERNATIONAL REQUEST OF JUDICIAL COOPERATION. CRIMINAL BODIES .....</b> | <b>75</b>  |
| <b>EXTRADITIONS REQUESTS .....</b>  | <b>75</b>  |
| <b>INSTRUMENTS FOR MUTUAL RECOGNITION OF JUDICIAL DECISIONS .....</b>       | <b>75</b>  |
| <b>SPECIAL INVESTIGATION INSTRUMENTS OF COOPERATION.....</b>                | <b>76</b>  |
| <b>WITH FOREIGNERS AUTHORITIES.....</b>                                     | <b>76</b>  |
| <b>EXTRADITIONS SENDING TO OTHER COUNTRIES .....</b>                        | <b>76</b>  |
| <b>INTERNATIONAL REQUEST OF JUDICIAL Co-OPERATION TRANSMITTED .....</b>     | <b>76</b>  |
| <b>JUSTICES OF PEACE DATA .....</b>   | <b>77</b>  |
| <b>CONCILIATION PROCEEDINGS .....</b>                                       | <b>78</b>  |
| <b>LABOR ARBITRATION .....</b>  | <b>79</b>  |
| <b>THE QUALITY OF THE COURT SYSTEM .....</b>                                | <b>80</b>  |
| <b>JUDGMENTS BY TYPE OF JUDGE.....</b>                                      | <b>81</b>  |
| <b>COURTS OF APPEAL .....</b>   | <b>85</b>  |
| <b>ESTIMATED LENGTH OF PROCEEDINGS.....</b>                                 | <b>90</b>  |
| <b>AVERAGE TIME OF PROCEEDINGS .....</b>                                    | <b>96</b>  |
| <b>COMPLAINTS .....</b>   | <b>102</b> |
| <b>KEY INDICATORS.....</b>  | <b>108</b> |

## **STRUCTURE AND RESOURCES**

## NUMBER OF JUDICIAL DISTRICTS <sup>1</sup>

|                    |            |
|--------------------|------------|
| Andalusia          | 85         |
| Aragon             | 16         |
| Asturias           | 18         |
| Balearic Islands   | 6          |
| Canary Islands     | 19         |
| Cantabria          | 8          |
| Castille and Leon  | 41         |
| Castille-La Mancha | 31         |
| Catalonia          | 49         |
| Valencian Region.  | 36         |
| Extremadura        | 21         |
| Galicia            | 45         |
| Madrid             | 21         |
| Murcia             | 11         |
| Navarre            | 5          |
| Basque Country     | 14         |
| Rioja (La)         | 3          |
| Ceuta              | 1          |
| Melilla            | 1          |
| <b>Total</b>       | <b>431</b> |

<sup>1</sup> Data as at January 1, 2013



## SINGLE JUDGE COURTS <sup>2</sup>

|   |              |
|---|--------------|
| <b>Exclusive Dean's Offices</b>                   | <b>8</b>     |
| <b>Civil:</b>                                     |              |
| Courts of First Instance                          | 677          |
| Family Courts of First Instance                   | 102          |
| Mortgage Courts of First Instance                 | 3            |
| Wardship Courts of First instance                 | 20           |
| Findings and arbitration Courts of First instance | 1            |
| Commercial Courts                                 | 64           |
| Exclusive Public Registries                       | 26           |
| Central Public Registry                           | 2            |
| <b>TOTAL</b>                                      | <b>895</b>   |
| <b>Criminal:</b>                                  |              |
| Magistrates' Courts                               | 500          |
| Violence against women Courts                     | 106          |
| Prison Supervisory Courts                         | 50           |
| Criminal Courts                                   | 340          |
| Violence against women Criminal Courts            | 23           |
| Criminal of enforcement Courts                    | 17           |
| Juvenile Courts                                   | 82           |
| Central Enquiry Courts                            | 6            |
| Central Criminal Courts                           | 1            |
| Central Juvenile Courts                           | 1            |
| Central Prison Supervisory Courts                 | 1            |
| <b>TOTAL</b>                                      | <b>1.127</b> |
| <b>Mixed Civil and Criminal :</b>                 |              |
| Courts of First Instance and Magistrates          | 1.046        |
| <b>TOTAL</b>                                      | <b>1.046</b> |
| <b>Administrative:</b>                            |              |
| Administrative Courts                             | 229          |
| Central Administrative Courts                     | 12           |
| <b>TOTAL</b>                                      | <b>241</b>   |
| <b>Labor:</b>                                     |              |
| Labor Courts                                      | 341          |
| Courts of Labor enforcement                       | 4            |
| <b>TOTAL</b>                                      | <b>345</b>   |
| <b>Overall Total</b>                              | <b>3.654</b> |

<sup>22</sup> Source: GCJ. Data as at January 1, 2013

### COLLEGIATE BODIES <sup>3</sup>

|  |            |
|--|------------|
| <b>Civil:</b>                                      |            |
| Provincial courts. Civil Chamber                   | 96         |
| High Court 1st Chamber                             | 1          |
| <b>TOTAL</b>                                       | <b>97</b>  |
| <b>Criminal:</b>                                   |            |
| Provincial courts. Criminal Chamber                | 90         |
| National Court. Criminal Chamber                   | 4          |
| High Court 2nd. Chamber                            | 1          |
| <b>TOTAL</b>                                       | <b>95</b>  |
| <b>Mixed Civil and Criminal:</b>                   |            |
| Provincial Courts. Mixed Divisions                 | 44         |
| H.C.J. Civil and Criminal Chamber                  | 17         |
| <b>TOTAL</b>                                       | <b>61</b>  |
| <b>Administrative:</b>                             |            |
| H.C.J. Contentious Administrative Chamber          | 21         |
| National Court. Contentious Administrative Chamber | 8          |
| High Court 3rd Chamber                             | 1          |
| <b>TOTAL</b>                                       | <b>30</b>  |
| <b>Labor:</b>                                      |            |
| H.C.J. Labor Chamber                               | 21         |
| National Court. Labor Chamber                      | 1          |
| High Court 4th. Chamber                            | 1          |
| <b>TOTAL</b>                                       | <b>23</b>  |
| <b>Military:</b>                                   |            |
| High Court 5th Chamber                             | 1          |
| <b>High Court Special Chamber:</b>                 |            |
| High Court Special Chamber                         | 1          |
| <b>Overall Total</b>                               | <b>308</b> |

<sup>3</sup> Source: GCJ. Data as at January 1, 2013

**MEMBERS OF THE JUDICIARY**<sup>4</sup>

|   | Exclusive<br>Dean's Offices<br>and President<br>N.C.. | Civil<br>and<br>Criminal | Adminis-<br>trative | Labor      | Military | Judges<br>for a<br>judicial<br>area <sup>5</sup> | Judges<br>waiting for to<br>be<br>appointed.<br>Attached like<br>supple-<br>mentary | TOTAL        |
|---|---|--------------------------|---------------------|------------|----------|--|---|--------------|
| Andalusia                               | 2   | 699                      | 93                  | 83         | 0        | 9  | 17  | 903          |
| Aragon                                  | 1   | 114                      | 14                  | 13         | 0        | 1  | 0   | 143          |
| Asturias                                | 0   | 109                      | 16                  | 25         | 0        | 1  | 0   | 151          |
| Balearic Islands                        | 1   | 111                      | 8                   | 8          | 0        | 2  | 0   | 130          |
| Canary Islands                          | 0   | 198                      | 23                  | 30         | 0        | 4  | 0   | 255          |
| Cantabria                               | 0   | 57                       | 7                   | 10         | 0        | 1  | 1   | 76           |
| Castille and Leon                       | 0   | 228                      | 33                  | 33         | 0        | 2  | 0   | 296          |
| Castille la Mancha                      | 0   | 149                      | 18                  | 18         | 0        | 2  | 1   | 188          |
| Catalonia                               | 1   | 627                      | 49                  | 81         | 0        | 7  | 2   | 767          |
| Valencian Region                        | 1   | 426                      | 38                  | 45         | 0        | 5  | 6   | 521          |
| Extremadura                             | 0   | 87                       | 12                  | 10         | 0        | 2  | 0   | 111          |
| Galicia                                 | 0   | 254                      | 35                  | 44         | 0        | 2  | 0   | 335          |
| Madrid                                  | 1   | 532                      | 84                  | 64         | 0        | 6  | 9   | 696          |
| Murcia                                  | 0   | 112                      | 17                  | 15         | 0        | 2  | 4   | 150          |
| Navarre                                 | 0   | 50                       | 9                   | 6          | 0        | 0  | 0   | 65           |
| Basque Country                          | 1   | 169                      | 24                  | 30         | 0        | 3  | 0   | 227          |
| Rioja (La)                              | 0   | 27                       | 4                   | 5          | 0        | 1  | 0   | 37           |
| State: High Court<br>and National Court | 1   | 50                       | 85                  | 16         | 8        |  | 0   | 160          |
| <b>TOTAL</b>                            | <b>9</b>  | <b>3.999</b>             | <b>569</b>          | <b>536</b> | <b>8</b> | <b>50</b>  | <b>40</b>   | <b>5.211</b> |

<sup>4</sup> Source: General Council of Judiciary. Judges and Senior Judges are sitting in Courts. Data as at January 1, 2013

<sup>5</sup> Judges of last selection process, waiting for be appointed. They are attached like supplementary to HCJ and to Courts of First Instance and Magistrates.

## MEMBERS OF THE JUDICIARY PER 100.000 INHABITANTS<sup>6</sup>

|                    |             |
|--------------------|-------------|
| Andalusia          | 10,5        |
| Aragon             | 10,6        |
| Asturias           | 14,1        |
| Balearic Islands   | 11,7        |
| Canary Islands     | 12,0        |
| Cantabria          | 12,8        |
| Castille and Leon  | 11,9        |
| Castille la Mancha | 8,8         |
| Catalonia          | 10,2        |
| Valencian Region   | 10,2        |
| Extremadura        | 10,1        |
| Galicia            | 12,1        |
| Madrid             | 10,7        |
| Murcia             | 10,2        |
| Navarre            | 10,1        |
| Basque Country     | 10,4        |
| Rioja (La)         | 11,5        |
| <b>España</b>      | <b>11,1</b> |

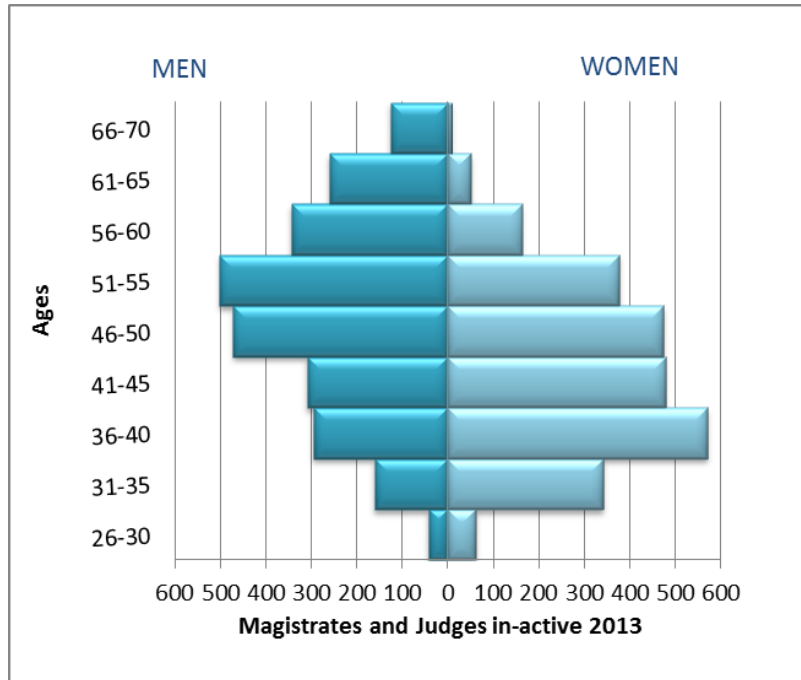
## PERCENTAGE OF JUDGES AND SENIOR JUDGES IN THE H.C.J

|                    | Civil and Criminal | Contentious-Administrative | Labor | Total (*) |
|--------------------|--------------------|----------------------------|-------|-----------|
| Andalusia          | 17,9%              | 19,2%                      | 16,0% | 18,0%     |
| Aragon             | 2,9%               | 2,9%                       | 2,5%  | 2,8%      |
| Asturias           | 2,7%               | 3,3%                       | 4,8%  | 3,0%      |
| Balearic Islands   | 2,8%               | 1,7%                       | 1,5%  | 2,6%      |
| Canary Islands     | 5,0%               | 4,8%                       | 5,8%  | 5,0%      |
| Cantabria          | 1,5%               | 1,4%                       | 1,9%  | 1,5%      |
| Castille and Leon  | 5,7%               | 6,8%                       | 6,3%  | 5,8%      |
| Castille la Mancha | 3,8%               | 3,7%                       | 3,5%  | 3,7%      |
| Catalonia          | 15,8%              | 10,1%                      | 15,6% | 15,1%     |
| Valencian Region   | 10,8%              | 7,9%                       | 8,7%  | 10,3%     |
| Extremadura        | 2,2%               | 2,5%                       | 1,9%  | 2,2%      |
| Galicia            | 6,4%               | 7,2%                       | 8,5%  | 6,6%      |
| Madrid             | 13,6%              | 17,4%                      | 12,3% | 13,8%     |
| Murcia             | 2,9%               | 3,5%                       | 2,9%  | 3,0%      |
| Navarre            | 1,3%               | 1,9%                       | 1,2%  | 1,3%      |
| Basque Country     | 4,2%               | 5,0%                       | 5,8%  | 4,5%      |
| Rioja (La)         | 0,7%               | 0,8%                       | 1,0%  | 0,7%      |

(\*) There are included Exclusive Dean's Offices and Judges for a judicial area in HCJ. The supplementary Judges have been accounted for "Civil and Criminal" and "Total"

<sup>6</sup> Source: GCJ. Data as at January 1, 2013. The High Court and the National Court data are included in the Spain figures. Without them the figure would be 10,7.

**MAGISTRATES AND JUDGES IN-ACTIVE  
AGE PYRAMID JUDGES AND MAGISTRATES  
AT JANUARY 1, 2013**



|              | Age range     |               |               |               |               | Total        | Age average | Seniority average |
|--------------|---------------|---------------|---------------|---------------|---------------|--------------|-------------|-------------------|
|              | From 20 to 30 | From 31 to 40 | From 41 to 50 | From 51 to 60 | From 61 to 70 |              |             |                   |
| Women        | 62            | 912           | 951           | 540           | 59            | 2.524        | 44,5        | 13,9              |
| Men          | 42            | 456           | 781           | 846           | 387           | 2.512        | 50,4        | 18,8              |
| <b>Total</b> | <b>104</b>    | <b>1.368</b>  | <b>1.732</b>  | <b>1.386</b>  | <b>446</b>    | <b>5.036</b> | <b>47,4</b> | <b>16,3</b>       |

**JUSTICES OF PEACE BODIES<sup>7</sup>**

---

|                    |              |
|--------------------|--------------|
| Andalusia          | 686          |
| Aragon             | 715          |
| Asturias           | 60           |
| Balearic Islands   | 61           |
| Canary Islands     | 69           |
| Cantabria          | 94           |
| Castille and Leon  | 2.207        |
| Castille la Mancha | 888          |
| Catalonia          | 898          |
| Valencian Region   | 506          |
| Extremadura        | 364          |
| Galicia            | 268          |
| Madrid             | 158          |
| Murcia             | 34           |
| Navarre            | 267          |
| Basque Country     | 237          |
| Rioja (La)         | 171          |
| <b>Total</b>       | <b>7.683</b> |

---

---

<sup>7</sup> Source: GCJ. Data as at January 1, 2013

**PUBLIC PROSECUTORS**<sup>8</sup>

|   | Chief Prosecutors | Prosecutors  | Prosecuting Lawyers | Total        |
|---|-------------------|--------------|---------------------|--------------|
| <b>Central bodies</b>   | <b>25</b>         | <b>131</b>   | <b>0</b>            | <b>156</b>   |
| Public Prosecutor's office  | 11                | 35           | 0                   | 46           |
| Public Prosecutors in High Court of Justice                                       | 9                 | 40           | 0                   | 49           |
| Public Prosecutors in Constitutional Court  | 1                 | 8            | 0                   | 9            |
| Public Prosecutors in Court of Auditors   | 1                 | 4            | 0                   | 5            |
| Public Prosecutors in National Court  | 1                 | 16           | 0                   | 17           |
| Special Prosecutors for the prevention and repression of illegal drug trafficking | 1                 | 13           | 0                   | 14           |
| Special Prosecutors Anti-corruption and against Organised Crime                   | 1                 | 15           | 0                   | 16           |
| <b>High Courts of Justice of Regions</b>  | <b>0</b>          | <b>1.647</b> | <b>604</b>          | <b>2.251</b> |
| Andalusia   | 0                 | 296          | 132                 | 428          |
| Aragon  | 0                 | 46           | 14                  | 60           |
| Asturias  | 0                 | 36           | 14                  | 50           |
| Balearic Islands  | 0                 | 41           | 17                  | 58           |
| Canary Islands  | 0                 | 91           | 28                  | 119          |
| Cantabria   | 0                 | 20           | 8                   | 28           |
| Castille and Leon   | 0                 | 87           | 40                  | 127          |
| Castille la Mancha  | 0                 | 57           | 25                  | 82           |
| Catalonia   | 0                 | 289          | 86                  | 375          |
| Valencian Region  | 0                 | 187          | 59                  | 246          |
| Extremadura   | 0                 | 37           | 19                  | 56           |
| Galicia   | 0                 | 99           | 45                  | 144          |
| Madrid  | 0                 | 227          | 64                  | 291          |
| Murcia  | 0                 | 46           | 13                  | 59           |
| Navarre   | 0                 | 16           | 5                   | 21           |
| Basque Country  | 0                 | 62           | 32                  | 94           |
| Rioja   | 0                 | 10           | 3                   | 13           |
| <b>Total</b>  | <b>25</b>         | <b>1.778</b> | <b>604</b>          | <b>2.407</b> |

<sup>8</sup> Source: Public Prosecutor office. Data as at January 1, 2013

**COURT CLERKS<sup>9</sup>**

|                    | <b>Court Clerks</b> |
|--------------------|---------------------|
| Andalusia          | 743                 |
| Aragon             | 118                 |
| Asturias           | 117                 |
| Balearic Islands   | 108                 |
| Canary Islands     | 206                 |
| Cantabria          | 60                  |
| Castille and Leon  | 251                 |
| Castille la Mancha | 157                 |
| Catalonia          | 631                 |
| Valencian Region   | 427                 |
| Extremadura        | 94                  |
| Galicia            | 270                 |
| Madrid             | 540                 |
| Murcia             | 124                 |
| Navarre            | 49                  |
| Basque Country     | 204                 |
| Rioja (La)         | 30                  |
| Central Bodies     | 62                  |
| <b>Total</b>       | <b>4.191</b>        |

**STAFF DIGESTS**

|                    | <b>Judge</b> | <b>Public Prosecutors</b> | <b>Court Clerkss</b> | <b>Ratio Judge/Public Prosecutor</b> | <b>Ratio Judge/Court Clerk</b> |
|--------------------|--------------|---------------------------|----------------------|--------------------------------------|--------------------------------|
| Andalusia          | 886          | 428                       | 744                  | 2,1                                  | 1,2                            |
| Aragon             | 143          | 60                        | 118                  | 2,4                                  | 1,2                            |
| Asturias           | 151          | 50                        | 117                  | 3,0                                  | 1,3                            |
| Balearic Islands   | 130          | 58                        | 108                  | 2,2                                  | 1,2                            |
| Canary Islands     | 255          | 119                       | 206                  | 2,1                                  | 1,2                            |
| Cantabria          | 75           | 28                        | 60                   | 2,7                                  | 1,3                            |
| Castille and Leon  | 299          | 127                       | 251                  | 2,3                                  | 1,2                            |
| Castille la Mancha | 187          | 82                        | 157                  | 2,3                                  | 1,2                            |
| Catalonia          | 765          | 375                       | 631                  | 2,0                                  | 1,2                            |
| Valencian Region.  | 515          | 246                       | 427                  | 2,1                                  | 1,2                            |
| Extremadura        | 111          | 56                        | 94                   | 2,0                                  | 1,2                            |
| Galicia            | 335          | 144                       | 270                  | 2,3                                  | 1,2                            |
| Madrid             | 687          | 291                       | 540                  | 2,4                                  | 1,3                            |
| Murcia             | 146          | 59                        | 124                  | 2,5                                  | 1,2                            |
| Navarre            | 65           | 21                        | 49                   | 3,1                                  | 1,3                            |
| Basque Country     | 227          | 94                        | 204                  | 2,4                                  | 1,1                            |
| Rioja (La)         | 37           | 13                        | 30                   | 2,8                                  | 1,2                            |
| Central Bodies     | 160          | 156                       | 62                   | 1,0                                  | 2,6                            |
| <b>Total</b>       | <b>5.171</b> | <b>2.407</b>              | <b>4.191</b>         | <b>2,1</b>                           | <b>1,2</b>                     |

<sup>9</sup> Source: Ministry of Justice. Data as at January 1, 2013.



**OFFICERS OF COURTS STAFF<sup>10</sup>**

|                                  | <b>Forensic<br/>doctors</b> | <b>Judicial<br/>Management</b> | <b>Judicial<br/>Processing</b> | <b>Judicial<br/>Assistance</b> |
|----------------------------------|-----------------------------|--------------------------------|--------------------------------|--------------------------------|
| Andalusia                        | 188                         | 2.281                          | 3.472                          | 1.559                          |
| Aragon                           | 30                          | 348                            | 530                            | 271                            |
| Asturias                         | 22                          | 345                            | 556                            | 255                            |
| Balearic Islands                 | 21                          | 338                            | 531                            | 230                            |
| Canary Islands                   | 48                          | 636                            | 1.154                          | 491                            |
| Cantabria                        | 15                          | 183                            | 267                            | 135                            |
| Castille and Leon                | 66                          | 806                            | 1.097                          | 631                            |
| Castille la Mancha               | 48                          | 513                            | 689                            | 387                            |
| Catalonia                        | 213                         | 2.242                          | 3.318                          | 1.503                          |
| Valencian Region.                | 92                          | 1.436                          | 2.260                          | 830                            |
| Extremadura                      | 28                          | 295                            | 396                            | 238                            |
| Galicia                          | 51                          | 788                            | 1.158                          | 551                            |
| Madrid                           | 158                         | 2.151                          | 3.245                          | 1.200                          |
| Murcia                           | 29                          | 372                            | 585                            | 265                            |
| Navarre                          | 13                          | 171                            | 217                            | 121                            |
| Basque Country                   | 55                          | 659                            | 978                            | 432                            |
| Rioja (La)                       | 8                           | 84                             | 148                            | 68                             |
| Ceuta (Town)                     | 3                           | 41                             | 63                             | 30                             |
| Melilla (Town)                   | 4                           | 39                             | 76                             | 27                             |
| Central Bodies                   | 5                           | 278                            | 661                            | 149                            |
| National Institute of toxicology | 10                          | 7                              | 39                             | 13                             |
| <b>Total</b>                     | <b>1.107</b>                | <b>14.013</b>                  | <b>21.440</b>                  | <b>9.386</b>                   |

<sup>10</sup>Source: Ministry of Justice. Data as at January 1, 2013.

**CENSUS OF LAWYERS AND SOLICITORS <sup>11</sup>**

|                    | <b>Lawyers</b> | <b>Solicitors</b> | <b>Ratio<br/>Lawyers/Solicitors</b> |
|--------------------|----------------|-------------------|-------------------------------------|
| Andalusia          | 20.562         | 2.022             | 10,2                                |
| Aragon             | 2.906          | 302               | 9,6                                 |
| Asturias           | 2.858          | 368               | 7,8                                 |
| Balearic Islands   | 2.559          | 184               | 13,9                                |
| Canary Islands     | 5.033          | 489               | 10,3                                |
| Cantabria          | 1.181          | 173               | 6,8                                 |
| Castille and Leon  | 4.825          | 625               | 7,7                                 |
| Castille la Mancha | 3.088          | 439               | 7,0                                 |
| Catalonia          | 21.085         | 949               | 22,2                                |
| Valencian Region   | 12.756         | 1040              | 12,3                                |
| Extremadura        | 1.663          | 266               | 6,3                                 |
| Galicia            | 6.405          | 726               | 8,8                                 |
| Madrid             | 34.737         | 1647              | 21,1                                |
| Murcia             | 3.822          | 291               | 13,1                                |
| Navarre            | 1.291          | 88                | 14,7                                |
| Basque Country     | 5.596          | 374               | 15,0                                |
| Rioja (La)         | 605            | 59                | 10,3                                |
| Ceuta              | 180            | 12                | 15,0                                |
| Melilla            | 185            | 13                | 14,2                                |
| <b>Total</b>       | <b>131.337</b> | <b>10.067</b>     | <b>13,0</b>                         |

|                                    |      |
|------------------------------------|------|
| Ratio Lawyers/Judge                | 25,4 |
| Ratio Solicitors/Judge             | 1,9  |
| Ratio Lawyers/Public Prosecutor    | 54,6 |
| Ratio Solicitors/Public Prosecutor | 4,2  |
| Ratio Lawyers/Court Clerk          | 31,3 |
| Ratio Solicitors/Court Clerk       | 2,4  |

<sup>11</sup> Sources: General Council of the bar (data of practising lawyers in residence). General Council of Court Solicitors. Data as at January 1, 2013

**SOCIAL GRADUATES**<sup>12</sup>

|                    | <b>Men</b>    | <b>Women</b> | <b>Total</b>  |
|--------------------|---------------|--------------|---------------|
| Andalusia          | 2.337         | 1.260        | 3.597         |
| Aragon             | 467           | 339          | 806           |
| Asturias           | 293           | 334          | 627           |
| Balearic Islands   | 349           | 297          | 646           |
| Canary Islands     | 737           | 499          | 1.236         |
| Cantabria          | 123           | 89           | 212           |
| Castille and Leon  | 563           | 507          | 1.070         |
| Castille la Mancha | 127           | 92           | 219           |
| Catalonia          | 1.632         | 899          | 2.531         |
| Valencian Region   | 1.482         | 1.424        | 2.906         |
| Extremadura        | 121           | 114          | 235           |
| Galicia            | 782           | 831          | 1.613         |
| Madrid             | 976           | 597          | 1.573         |
| Murcia             | 548           | 382          | 930           |
| Navarra            | 168           | 250          | 418           |
| Basque Country     | 331           | 328          | 659           |
| Rioja (La)         | 29            | 21           | 50            |
| <b>Total</b>       | <b>11.065</b> | <b>8.263</b> | <b>19.328</b> |

<sup>12</sup> Source: General Council of Official Colleges of Spain Social Graduates. Data as at January 1, 2013. In-active, non-active and honorary members have being included.

## STATE LEGAL SERVICE<sup>13</sup>

| <b>Central bodies</b>   | <b>135</b> |
|---|------------|
| In Unit for European and International Assistance                               | 5          |
| In Advisory Services  | 5          |
| In Service in the Contentious matters   | 4          |
| In Contentious matters Service– Civil and Commercial Section.                   | 5          |
| In Contentious matters Service–Criminal Section                                 | 5          |
| In Contentious matters Service–Labor Section                                    | 5          |
| Support Unit and Studies Office   | 4          |
| In Coordination and Audit Service   | 2          |
| In Constitutional and of Human Rights Service                                   | 4          |
| State Legal Service to the National Court                                       | 20         |
| State Legal Service to the Administrative Central Courts                        | 6          |
| State Legal Service to the Auditors Court                                       | 2          |
| State Legal to the High Court of Justice  | 15         |
| Support Unit (Economic-Administrative Central Court and data protection Agency) | 4          |
| State Legal Service to the Ministries   | 49         |
| <b>Decentralized bodies</b>   | <b>155</b> |
| State Legal Service in the High Courts of Justice (Regions)                     | 118        |
| Others decentralized bodies   | 37         |

<sup>13</sup> Source: State Legal Service. Data as at January 1, 2013

**LAND CHARGE AND COMMERCIAL REGISTRARS<sup>14</sup>**

|                    | <b>Men</b> | <b>Women</b> | <b>Total</b> |
|--------------------|------------|--------------|--------------|
| Andalusia          | 128        | 58           | 186          |
| Aragon             | 19         | 14           | 33           |
| Asturias           | 10         | 8            | 18           |
| Balearic Island    | 23         | 7            | 30           |
| Canary Islands     | 25         | 12           | 37           |
| Cantabria          | 8          | 6            | 14           |
| Castille and Leon  | 38         | 27           | 65           |
| Castille la Mancha | 28         | 21           | 49           |
| Catalonia          | 90         | 60           | 150          |
| Valencian Region   | 72         | 56           | 128          |
| Extremadura        | 16         | 4            | 20           |
| Galicia            | 22         | 30           | 52           |
| Madrid             | 75         | 58           | 133          |
| Murcia             | 26         | 11           | 37           |
| Navarre            | 7          | 5            | 12           |
| Basque Country     | 28         | 12           | 40           |
| Rioja (La)         | 7          | 4            | 11           |
| Ceuta              | 1          | 0            | 1            |
| Melilla            | 1          | 0            | 1            |
| <b>Total</b>       | <b>624</b> | <b>393</b>   | <b>1.017</b> |

<sup>14</sup> Source: Professional Land charge and Commercial Registrars Associations. Data as at January 1, 2013

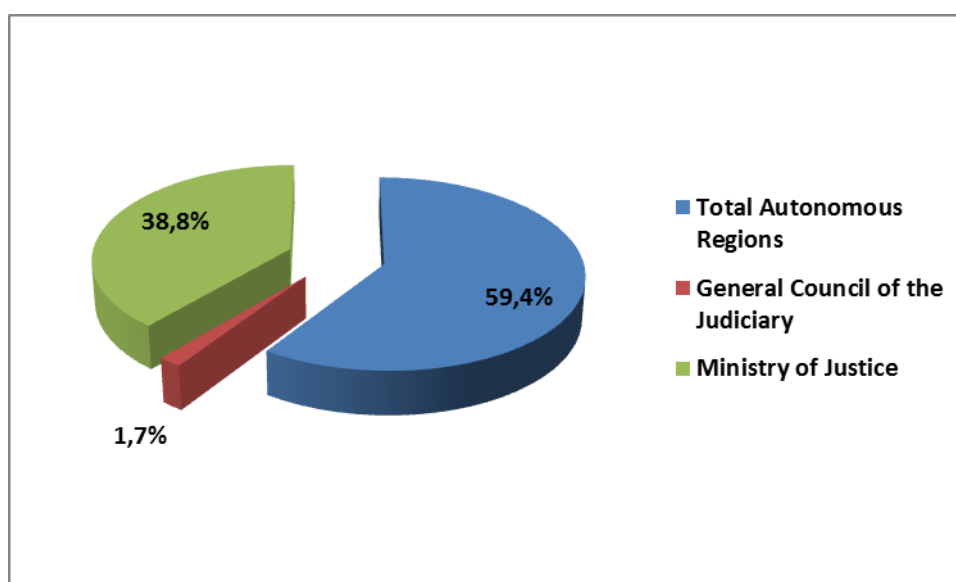
**NOTARIES IN-ACTIVE**<sup>15</sup>

|                    | <b>Men</b>   | <b>Women</b> | <b>Total</b> |
|--------------------|--------------|--------------|--------------|
| Andalusia          | 351          | 150          | 501          |
| Aragon             | 71           | 22           | 93           |
| Asturias           | 50           | 22           | 72           |
| Balearic Island    | 50           | 27           | 77           |
| Canary Islands     | 67           | 27           | 94           |
| Cantabria          | 29           | 12           | 41           |
| Castille and Leon  | 105          | 68           | 173          |
| Castille la Mancha | 72           | 56           | 128          |
| Catalonia          | 333          | 129          | 462          |
| Valencian Region   | 267          | 86           | 353          |
| Extremadura        | 48           | 26           | 74           |
| Galicia            | 120          | 46           | 166          |
| Madrid             | 309          | 59           | 368          |
| Murcia             | 61           | 25           | 86           |
| Navarre            | 30           | 12           | 42           |
| Basque Country     | 109          | 30           | 139          |
| Rioja (La)         | 20           | 2            | 22           |
| Ceuta              | 3            | 0            | 3            |
| Melilla            | 3            | 0            | 3            |
| <b>Total</b>       | <b>2.098</b> | <b>799</b>   | <b>2.897</b> |

<sup>15</sup> Source: General Council of Notary. Data as at January, 2013

**COURT SYSTEM BUDGET<sup>16</sup>**

|                                     | 2012                 | 2013                 | Evolution<br>2012/2013 |
|-------------------------------------|----------------------|----------------------|------------------------|
| Andalusia                           | 407.792.752          | 402.712.617          | -1,2%                  |
| Aragon                              | 68.209.143           | 76.753.765           | 12,5%                  |
| Asturias                            | 52.976.787           | 44.988.742           | -15,1%                 |
| Canary Islands                      | 165.834.624          | 146.983.627          | -11,4%                 |
| Cantabria                           | 31.717.497           | 28.328.056           | -10,7%                 |
| Catalonia                           | 511.886.159          | 511.886.159          | 0,0%                   |
| Valencian Region                    | 255.360.450          | 249.159.880          | -2,4%                  |
| Galicia                             | 140.975.447          | 126.751.241          | -10,1%                 |
| Madrid                              | 362.618.111          | 349.334.225          | -3,7%                  |
| Navarre                             | 30.464.574           | 24.630.057           | -19,2%                 |
| Basque Country                      | 167.875.744          | 156.368.448          | -6,9%                  |
| La Rioja                            | 20.861.089           | 23.329.048           | 11,8%                  |
| <b>Total Autonomous Regions</b>     | <b>2.216.572.377</b> | <b>2.141.225.865</b> | <b>-3,4%</b>           |
| General Council of the<br>Judiciary | 71.352.510           | 62.778.970           | -12,0%                 |
| Ministry of Justice                 | 1.453.632.860        | 1.398.867.930        | -3,8%                  |
| <b>Total State</b>                  | <b>3.741.557.747</b> | <b>3.602.872.765</b> | <b>-3,7%</b>           |



<sup>16</sup> Figures are in €. Sources: General Council of the Judiciary.

|                    | Public Budget allocated to the courts as a percentage of the GDP <sup>17</sup> | Public Budget allocated to the courts per inhabitant (euros) |
|--------------------|--|--|
| Andalusia          | 0,29%  | 47,7   |
| Aragon             | 0,24%  | 57,0   |
| Asturias           | 0,21%  | 42,1   |
| Canary Islands     | 0,36%  | 69,4   |
| Cantabria          | 0,23%  | 47,9   |
| Catalonia          | 0,27%  | 67,8   |
| Valencian Region   | 0,26%  | 48,7   |
| Galicia            | 0,23%  | 45,8   |
| Madrid             | 0,19%  | 53,8   |
| Navarre            | 0,14%  | 38,2   |
| Basque Country     | 0,25%  | 71,3   |
| La Rioja           | 0,30%  | 72,4   |
| <b>Total State</b> | <b>0,35%</b>   | <b>76,4</b>  |

### COMPENSATION OF USERS FOR JUDICIAL DYSFUNCTION<sup>18</sup>

|             | Incoming cases          |           |                  |       |
|-------------|-------------------------|-----------|------------------|-------|
|             | Unjustified dysfunction | On remand | Judicial failure | Total |
| <b>2012</b> | 383                     | 239       | 62               | 684   |
| <b>2013</b> | 378                     | 211       | 92               | 681   |

|             | Resolved cases |       |                  |       |       |
|-------------|----------------|-------|------------------|-------|-------|
|             | Ruling upheld  | %     | Ruling dismissal | %     | Total |
| <b>2012</b> | 95             | 13,8% | 592              | 86,2% | 687   |
| <b>2013</b> | 184            | 27,1% | 495              | 73,0% | 679   |

<sup>17</sup> Source: the GDP at regional and state level the National Statistical Institute, Regional and National Accounts. The first estimation was in 2013. In the case of National data, the source was the quarterly National Account.

<sup>18</sup> Source: Ministry of Justice. 2013. Figures in €



### Upheld causes by type of dysfunction

|             | Unjustified delay | Stay of hearing | Evidence misplaced | Payment misplaced | Seizure | Others | Wrongful on remand or wrongful arrest | On remand | Judicial failure |
|-------------|-------------------|-----------------|--------------------|-------------------|---------|--------|---------------------------------------|-----------|------------------|
| <b>2012</b> | 25                | 2               | 3                  | 6                 | 3       | 29     | 14                                    | 6         | 7                |
| <b>2013</b> | 72                | 9               | 3                  | 9                 | 6       | 55     | 15                                    | 12        | 3                |

### Estimate amounts paid

|             | Administrative way | Administrative jurisdiction | Total          |
|-------------|--------------------|-----------------------------|----------------|
| <b>2012</b> | 825.148,97 €       | 3.947.925,85 €              | 4.773.074,82 € |
| <b>2013</b> | 1.311.398,59 €     | 2.478.498,81 €              | 3.789.897,40 € |

### LEGAL AID <sup>19</sup>

|                     | 2012               | 2013               | Evolution    |
|---------------------|--------------------|--------------------|--------------|
| Andalusia           | 44.769.282         | 44.687.671         | -0,2%        |
| Aragon              | 4.021.353          | 4.021.300          | 0,0%         |
| Asturias            | 5.158.431          | 3.801.064          | -26,3%       |
| Canary Islands      | 21.300.000         | 18.300.000         | -14,1%       |
| Cantabria           | 1.262.390          | 1.970.000          | 56,1%        |
| Catalonia           | 57.128.945         | 57.128.945         | 0,0%         |
| Valencian Region    | 20.939.710         | 20.939.710         | 0,0%         |
| Galicia             | 10.000.000         | 10.000.000         | 0,0%         |
| Madrid              | 34.024.920         | 39.848.871         | 17,1%        |
| Navarre             | 2.865.000          | 2.625.000          | -8,4%        |
| Basque Country      | 16.493.179         | 11.651.001         | -29,4%       |
| La Rioja            | 920.371            | 828.334            | -10,0%       |
| Ministry of Justice | 34.151.060         | 34.151.060         | 0,0%         |
| <b>Total</b>        | <b>253.034.641</b> | <b>249.952.956</b> | <b>-1,2%</b> |

<sup>19</sup> According to Public Funding of the Court System initially passed. As this part of the Public Funding is reinforced, the spending is finally higher. Figures in €

**JUDICIAL ACCOUNT<sup>20</sup>**

|                    | <b>Input<br/>movements</b> | <b>Input<br/>amounts</b> | <b>Output<br/>movements</b> | <b>Output<br/>Amounts</b> | <b>Balance</b>         |
|--------------------|----------------------------|--------------------------|-----------------------------|---------------------------|------------------------|
| Andalusia          | 712.743                    | 908.983.134 €            | 520.311                     | 972.835.968 €             | 479.320.489 €          |
| Aragon             | 120.670                    | 142.247.835 €            | 97.672                      | 139.549.247 €             | 39.198.684 €           |
| Asturias           | 144.669                    | 157.474.880 €            | 119.276                     | 158.106.537 €             | 38.607.677 €           |
| Balearic Island    | 114.823                    | 170.771.697 €            | 80.939                      | 165.087.961 €             | 114.904.903 €          |
| Canary Islands     | 252.539                    | 303.382.637 €            | 180.001                     | 299.270.163 €             | 130.658.855 €          |
| Cantabria          | 67.843                     | 88.324.689 €             | 57.225                      | 84.859.332 €              | 28.384.931 €           |
| Castille and Leon  | 241.873                    | 336.676.093 €            | 204.412                     | 334.938.797 €             | 87.291.813 €           |
| Castille la Mancha | 147.822                    | 236.948.980 €            | 99.304                      | 229.995.748 €             | 106.043.661 €          |
| Catalonia          | 841.411                    | 1.024.364.502 €          | 577.850                     | 1.007.111.188 €           | 500.054.708 €          |
| Valencian Region   | 444.207                    | 568.720.531 €            | 303.488                     | 562.022.760 €             | 329.956.991 €          |
| Extremadura        | 74.704                     | 98.326.606 €             | 62.962                      | 99.110.683 €              | 35.724.986 €           |
| Galicia            | 274.682                    | 402.397.013 €            | 220.057                     | 406.990.863 €             | 159.727.938 €          |
| Madrid             | 1.271.808                  | 1.857.651.968 €          | 428.660                     | 1.479.272.503 €           | 1.141.468.136 €        |
| Murcia             | 109.471                    | 204.012.156 €            | 65.453                      | 173.892.294 €             | 117.553.008 €          |
| Navarre            | 53.369                     | 71.491.499 €             | 42.630                      | 81.402.119 €              | 20.870.031 €           |
| Basque Country     | 161.130                    | 294.336.533 €            | 139.929                     | 309.890.621 €             | 70.037.081 €           |
| Rioja (La)         | 30.737                     | 37.646.629 €             | 27.966                      | 42.230.177 €              | 9.822.496 €            |
| Ceuta              | 10.697                     | 10.348.654 €             | 8.741                       | 9.712.453 €               | 4.731.715 €            |
| Melilla            | 9.476                      | 11.052.657 €             | 10.173                      | 13.194.925 €              | 5.643.852 €            |
| <b>Total</b>       | <b>5.084.674</b>           | <b>6.925.158.695 €</b>   | <b>3.247.049</b>            | <b>6.569.474.340 €</b>    | <b>3.420.001.956 €</b> |

<sup>20</sup> Source: Ministry of Justice. 2013. Figures in €

**COURT FEES<sup>21</sup>**

|                    | 2012           |                | 2013           |                |
|--------------------|----------------|----------------|----------------|----------------|
|                    | Gross          | Net            | Gross          | Net            |
| Andalusia          | 9.551          | 9.471          | 33.423         | 33.070         |
| Aragon             | 3.323          | 3.299          | 7.305          | 7.214          |
| Asturias           | 864            | 855            | 5443           | 5371           |
| Balearic Islands   | 1.658          | 1.637          | 6.587          | 6.552          |
| Canary Islands     | 1.006          | 988            | 9.853          | 9810           |
| Cantabria          | 13.218         | 13.142         | 19.264         | 18.991         |
| Castille and Leon  | 965            | 954            | 10430          | 10341          |
| Castille La Mancha | 3.076          | 3.068          | 8.694          | 8.607          |
| Catalonia          | 33.936         | 33.803         | 59.742         | 58.113         |
| Valencian Region   | 16.030         | 15.894         | 21.021         | 20.785         |
| Extremadura        | 342            | 338            | 3163           | 3114           |
| Galicia            | 5.174          | 5.102          | 13.675         | 13.579         |
| Madrid             | 63.750         | 63.318         | 88.359         | 87.387         |
| Murcia             | 505            | 488            | 5362           | 5334           |
| Navarre            | 588            | 588            | 2500           | 2475           |
| Basque Country     | 18.888         | 18.779         | 24.306         | 24.006         |
| Rioja (La)         | 69             | 68             | 1402           | 1386           |
| Ceuta              | 4              | 4              | 232            | 227            |
| Melilla            | 3              | 3              | 180            | 174            |
| <b>Total</b>       | <b>172.950</b> | <b>171.799</b> | <b>320.941</b> | <b>316.536</b> |

<sup>21</sup> Source: Ministry of the Economy and Finance. 2013. Figures in thousands of €

## **PERSONNEL TURNOVER** <sup>22</sup>

---

<sup>22</sup> Source: Judicial Statistics of the GCJ

Using the data of the court staff in judicial bodies and the staff status contained in statistics reports, three indicators have been prepared on the staff status, applied to every professional status. These indicators are as follows:

**Percentage of coverage by non-permanent staff (PCNP):** Relationships between the number of days in which positions of a concrete professional status have been occupied by non-permanent staff members, and the total of those professional status members, multiplied by 365. This is expressed as a percentage.

**Percentage of non-covered days (PNCD):** Relationships between the number of days in which positions of a concrete professional status have been uncovered, and the number of those professional status members, multiplied by 365. This is expressed as a percentage.

**Rotation index (RI):** Relationships between of number of investitures both of permanent positions and others, and the staff allocated for that professional status. This is a measurement of the stability of the staff.

### National Court

|      | Senior Judge | Clerk | Judicial Management | Judicial Processing | Judicial Assistance |
|------|--------------|-------|---------------------|---------------------|---------------------|
| PCNT | 1,3%         | 2,2%  | 8,5%                | 15,3%               | 23,8%               |
| PDSC | 0,7%         | 0,0%  | 1,2%                | 0,3%                | 1,0%                |
| IR   | 0,1          | 0,1   | 0,1                 | 0,2                 | 0,2                 |

### High Courts of Justice

|      | Senior Judge | Clerk | Judicial Management | Judicial Processing | Judicial Assistance |
|------|--------------|-------|---------------------|---------------------|---------------------|
| PCNT | 0,5%         | 2,5%  | 2,8%                | 2,7%                | 6,2%                |
| PDSC | 0,6%         | 0,0%  | 0,4%                | 0,4%                | 0,4%                |
| IR   | 0,0          | 0,1   | 0,1                 | 0,1                 | 0,1                 |

### Provincial Courts

|      | Senior Judge | Clerk | Judicial Management | Judicial Processing | Judicial Assistance |
|------|--------------|-------|---------------------|---------------------|---------------------|
| PCNT | 0,7%         | 1,8%  | 5,9%                | 5,4%                | 14,4%               |
| PDSC | 0,1%         | 0,0%  | 2,5%                | 1,7%                | 2,2%                |
| IR   | 0,0          | 0,1   | 0,1                 | 0,1                 | 0,1                 |

### Magistrate's Courts, Courts of First Instance and Courts of First Instance and Enquiry

|      | Senior Judge | Clerk | Judicial Management | Judicial Processing | Judicial Assistance |
|------|--------------|-------|---------------------|---------------------|---------------------|
| PCNT | 3,0%         | 9,4%  | 8,3%                | 11,0%               | 17,4%               |
| PDSC | 0,2%         | 0,2%  | 1,6%                | 1,2%                | 1,0%                |
| IR   | 0,1          | 0,2   | 0,1                 | 0,2                 | 0,1                 |

### Commercial Courts

|             | Senior Judge | Clerk | Judicial Management | Judicial Processing | Judicial Assistance |
|-------------|--------------|-------|---------------------|---------------------|---------------------|
| <b>PCNP</b> | 3,4%         | 5,2%  | 10,8%               | 18,5%               | 25,9%               |
| <b>PNCD</b> | 0,4%         | 0,0%  | 1,3%                | 1,4%                | 0,9%                |
| <b>RI</b>   | 0,1          | 0,3   | 0,1                 | 0,2                 | 0,2                 |

### Courts of Violence against Women

|             | Senior Judge | Clerk | Judicial Management | Judicial Processing | Judicial Assistance |
|-------------|--------------|-------|---------------------|---------------------|---------------------|
| <b>PCNP</b> | 3,6%         | 14,5% | 8,3%                | 8,0%                | 12,8%               |
| <b>PNCD</b> | 0,2%         | 0,2%  | 1,0%                | 1,0%                | 0,9%                |
| <b>RI</b>   | 0,1          | 0,2   | 0,2                 | 0,1                 | 0,2                 |

### Criminal Courts

|             | Senior Judge | Clerk | Judicial Management | Judicial Processing | Judicial Assistance |
|-------------|--------------|-------|---------------------|---------------------|---------------------|
| <b>PCNP</b> | 2,2%         | 9,8%  | 12,6%               | 18,2%               | 26,4%               |
| <b>PNCD</b> | 0,1%         | 0,0%  | 0,8%                | 1,4%                | 1,3%                |
| <b>RI</b>   | 0,1          | 0,2   | 0,1                 | 0,2                 | 0,1                 |

### Juvenile Courts

|             | Senior Judge | Clerk | Judicial Management | Judicial Processing | Judicial Assistance |
|-------------|--------------|-------|---------------------|---------------------|---------------------|
| <b>PCNP</b> | 3,6%         | 3,1%  | 3,3%                | 4,8%                | 14,1%               |
| <b>PNCD</b> | 0,0%         | 0,5%  | 0,0%                | 0,8%                | 0,5%                |
| <b>RI</b>   | 0,1          | 0,1   | 0,1                 | 0,1                 | 0,1                 |

### Administrative Courts

|             | Senior Judge | Clerk | Judicial Management | Judicial Processing | Judicial Assistance |
|-------------|--------------|-------|---------------------|---------------------|---------------------|
| <b>PCNP</b> | 2,7%         | 0,8%  | 3,8%                | 4,0%                | 16,8%               |
| <b>PNCD</b> | 0,0%         | 0,1%  | 0,6%                | 1,5%                | 0,9%                |
| <b>RI</b>   | 0,1          | 0,1   | 0,1                 | 0,1                 | 0,2                 |

### Labor Courts

|             | Senior Judge | Clerk | Judicial Management | Judicial Processing | Judicial Assistance |
|-------------|--------------|-------|---------------------|---------------------|---------------------|
| <b>PCNP</b> | 1,7%         | 6,5%  | 8,3%                | 10,2%               | 25,3%               |
| <b>PNCD</b> | 0,1%         | 0,7%  | 0,6%                | 0,6%                | 0,3%                |
| <b>RI</b>   | 0,1          | 0,1   | 0,2                 | 0,2                 | 0,1                 |

### Prison Supervisory Courts

|             | Senior Judge | Clerk | Judicial Management | Judicial Processing | Judicial Assistance |
|-------------|--------------|-------|---------------------|---------------------|---------------------|
| <b>PCNP</b> | 1,0%         | 3,9%  | 1,8%                | 6,9%                | 17,1%               |
| <b>PNCD</b> | 0,0%         | 0,0%  | 1,0%                | 0,8%                | 1,5%                |
| <b>RI</b>   | 0,0          | 0,1   | 0,1                 | 0,2                 | 0,2                 |

### Procedural Court Services

|             | Clerk | Judicial Management | Judicial Processing | Judicial Assistance |
|-------------|-------|---------------------|---------------------|---------------------|
| <b>PCNP</b> | 0,0%  | 5,7%                | 4,0%                | 4,5%                |
| <b>PNCD</b> | 0,0%  | 0,3%                | 1,0%                | 0,8%                |
| <b>RI</b>   | 0,5   | 0,1                 | 0,1                 | 0,1                 |

## **WORKLOAD AND RESOLVED CASES** <sup>23</sup>

---

<sup>23</sup>Source: Judicial Statistics of the GCJ. 2013



**CASES HANDLED****All jurisdictions**

|                                | <b>Cases handled</b>  |                       |                                | <b>Judgments</b> |
|--------------------------------|-----------------------|-----------------------|--------------------------------|------------------|
|                                | <b>Incoming cases</b> | <b>Resolved cases</b> | <b>Pending at the year end</b> |                  |
| Civil                          | 1.670.305             | 1.814.394             | 1.029.032                      | 477.705          |
| Criminal                       | 6.304.949             | 6.392.637             | 1.035.554                      | 714.724          |
| Administrative                 | 191.088               | 260.103               | 255.837                        | 161.549          |
| Labor                          | 469.329               | 408.092               | 360.412                        | 217.233          |
| Military                       | 275                   | 253                   | 90                             | 162              |
| High Court of Special Chambers | 70                    | 78                    | 8                              | 18               |
| <b>TOTAL</b>                   | <b>8.636.016</b>      | <b>8.875.557</b>      | <b>2.680.933</b>               | <b>1.571.391</b> |

|                                | <b>Enforcement of Judgments</b> |                       |                                |
|--------------------------------|---------------------------------|-----------------------|--------------------------------|
|                                | <b>Incoming cases</b>           | <b>Resolved cases</b> | <b>Pending at the year end</b> |
| Civil                          | 653.853                         | 649.361               | 2.031.146                      |
| Criminal                       | 415.073                         | 601.231               | 453.594                        |
| Administrative                 | 17.610                          | 17.385                | 16.924                         |
| Labor                          | 99.333                          | 110.808               | 64.730                         |
| Military                       | 0                               | 0                     | 0                              |
| High Court of Special Chambers | 1                               | 1                     | 1                              |
| <b>TOTAL</b>                   | <b>1.185.870</b>                | <b>1.378.786</b>      | <b>2.566.395</b>               |

## Civil Courts

|                                      | Cases handled    |                  |                         | Judgments      |
|--------------------------------------|------------------|------------------|-------------------------|----------------|
|                                      | Incoming cases   | Resolved cases   | Pending at the year end |                |
| Courts of First Instance             | 754.473          | 841.080          | 427.050                 | 160.640        |
| Commercial Courts                    | 53.639           | 45.198           | 62.942                  | 19.203         |
| Violence against women Courts        | 21.676           | 20.914           | 10.841                  | 8.929          |
| Family Courts of First Instance      | 155.061          | 152.565          | 59.894                  | 75.234         |
| Courts of First Instance and Enquiry | 591.135          | 649.231          | 410.829                 | 151.870        |
| Juvenile Courts                      | 0                | 0                | 0                       | 69             |
| Provincial Courts. Civil Division    | 74.853           | 83.867           | 46.617                  | 50.044         |
| Provincial Courts. Mixed Division    | 15.104           | 16.822           | 6.845                   | 10.544         |
| H.C.J. Sala Civil and Criminal       | 785              | 782              | 386                     | 351            |
| High Court 1 <sup>st</sup> Chamber   | 3.579            | 3.935            | 3.628                   | 821            |
| <b>TOTAL</b>                         | <b>1.670.305</b> | <b>1.814.394</b> | <b>1.029.032</b>        | <b>477.705</b> |

## Enforcement of Judgments

|                                      | Incoming cases | Resolved cases | Pending at the year end |
|--------------------------------------|----------------|----------------|-------------------------|
| Courts of First Instance             | 348.682        | 367.945        | 1.053.327               |
| Commercial Courts                    | 10.176         | 6.668          | 25.893                  |
| Violence against women Courts        | 4.652          | 3.693          | 8.199                   |
| Family Courts of First Instance      | 23.886         | 22.719         | 50.928                  |
| Courts of First Instance and Enquiry | 260.460        | 241.588        | 884.759                 |
| Juvenile Courts                      | 5.991          | 6.746          | 8.035                   |
| H.C.J. Civil and Criminal Chamber    | 6              | 2              | 5                       |
| <b>TOTAL</b>                         | <b>653.853</b> | <b>649.361</b> | <b>2.031.146</b>        |

## Criminal Courts

|                                      | Cases handled    |                  |                         | Judgments      |
|--------------------------------------|------------------|------------------|-------------------------|----------------|
|                                      | Incoming cases   | Resolved cases   | Pending at the year end |                |
| Magistrates' Courts                  | 3.361.556        | 3.437.249        | 343.478                 | 259.758        |
| Courts of First Instance and Enquiry | 2.099.653        | 2.113.166        | 396.148                 | 175.384        |
| Violence against women Courts        | 173.741          | 176.302          | 30.708                  | 17.961         |
| Juvenile Courts                      | 30.276           | 31.517           | 14.982                  | 18.852         |
| Prison Supervisory Courts            | 256.764          | 249.611          | 34.231                  | -              |
| Criminal Courts                      | 182.889          | 185.912          | 171.524                 | 164.622        |
| Provincial Courts. Criminal Division | 151.262          | 149.044          | 34.664                  | 63.795         |
| Provincial Courts. Mixed Divisions   | 30.907           | 31.142           | 5.889                   | 13.007         |
| H.C.J. Civil and Criminal Chamber    | 839              | 811              | 151                     | 154            |
| Central Enquiry Courts               | 1.120            | 1.432            | 710                     | -              |
| Central Criminal Courts              | 33               | 58               | 13                      | 54             |
| Central Juvenile Courts              | 7                | 5                | 3                       | 0              |
| Central Prison Supervisory Court     | 9.451            | 9.397            | 990                     | -              |
| National Court. Criminal Chamber     | 2.468            | 2.607            | 253                     | 172            |
| High Court 2nd Chamber               | 3.983            | 4.384            | 1.810                   | 965            |
| <b>TOTAL</b>                         | <b>6.304.949</b> | <b>6.392.637</b> | <b>1.035.554</b>        | <b>714.724</b> |

|   | Enforcement of Judgments |                |                         |
|---|--------------------------|----------------|-------------------------|
|   | Incoming cases           | Resolved cases | Pending at the year end |
| Magistrates' Courts                       | 97.137                   | 101.828        | 53.897                  |
| Courts of First Instance and Enquiry      | 56.596                   | 59.166         | 52.927                  |
| Violence against women Courts             | 3.742                    | 3.932          | 1.779                   |
| Juvenile Courts                           | 19.040                   | 21.247         | 18.915                  |
| Criminal Courts                           | 180.967                  | 304.380        | 244.818                 |
| Courts of Enforceable Criminal Judgements | 47.986                   | 86.618         | 63.338                  |
| Provincial Courts. Criminal Division      | 7.375                    | 19.835         | 13.695                  |
| Provincial Courts. Mixed Divisions        | 1.796                    | 3.272          | 3.210                   |
| H.C.J. Civil and Criminal Chamber         | 7                        | 5              | 12                      |
| Central Criminal Courts                   | 45                       | 192            | 56                      |
| Central Juvenile Courts                   | 0                        | 4              | 1                       |
| National Court. Criminal Chamber          | 379                      | 750            | 944                     |
| High Court 2nd Chamber                    | 3                        | 2              | 2                       |
| <b>TOTAL</b>                              | <b>415.073</b>           | <b>601.231</b> | <b>453.594</b>          |

## Administrative Courts

|  | Cases handled  |                |                         | Judgments      |
|--|----------------|----------------|-------------------------|----------------|
|  | Incoming cases | Resolved cases | Pending at the year end |                |
| Administrative Courts                              | 116.400        | 145.351        | 137.304                 | 87.327         |
| Central Administrative Courts                      | 9.251          | 20.840         | 4.683                   | 4.126          |
| H.C.J. Contentious Administrative Chamber          | 53.582         | 79.459         | 98.992                  | 60.955         |
| National Court. Contentious Administrative Chamber | 6.705          | 7.748          | 8.312                   | 5.414          |
| High Court 3rd Chamber                             | 5.150          | 6.705          | 6.546                   | 3.727          |
| <b>TOTAL</b>                                       | <b>191.088</b> | <b>260.103</b> | <b>255.837</b>          | <b>161.549</b> |

|  | Enforcement of Judgments |                |                         |
|--|--------------------------|----------------|-------------------------|
|  | Incoming cases           | Resolved cases | Pending at the year end |
| Administrative Courts                              | 10.529                   | 10.673         | 8.232                   |
| Central Administrative Courts                      | 226                      | 266            | 96                      |
| H.C.J. Contentious Administrative Chamber          | 6.538                    | 5.899          | 8.078                   |
| National Court. Contentious Administrative Chamber | 306                      | 523            | 508                     |
| High Court 3rd Chamber                             | 11                       | 24             | 10                      |
| <b>TOTAL</b>                                       | <b>17.610</b>            | <b>17.385</b>  | <b>16.924</b>           |

## Labor Courts

|                               | Cases handled  |                |                         | Judgments      |
|-------------------------------|----------------|----------------|-------------------------|----------------|
|                               | Incoming cases | Resolved cases | Pending at the year end |                |
| Labor Courts                  | 421.043        | 354.272        | 333.272                 | 168.590        |
| H.C.J. Labor Chamber          | 43.902         | 49.714         | 23.591                  | 47.417         |
| National Court. Labor Chamber | 514            | 401            | 150                     | 237            |
| High Court 4th Chamber        | 3.870          | 3.705          | 3.399                   | 989            |
| <b>TOTAL</b>                  | <b>469.329</b> | <b>408.092</b> | <b>360.412</b>          | <b>217.233</b> |

|                              | Enforcement of Judgments |                |                         |
|------------------------------|--------------------------|----------------|-------------------------|
|                              | Incoming cases           | Resolved cases | Pending at the year end |
| Labor Courts                 | 87.694                   | 95.889         | 58.559                  |
| Courts of Enforcement Labor  | 11.521                   | 14.824         | 6.126                   |
| H.C.J. Labor Chamber         | 81                       | 68             | 31                      |
| National Court Labor Chamber | 37                       | 27             | 14                      |
| High Court 4th Chamber       | -                        | -              | -                       |
| <b>TOTAL</b>                 | <b>99.333</b>            | <b>110.808</b> | <b>64.730</b>           |

## RATES

**Clearance rate:** Relationship between the number of resolved cases and the number of incoming cases during a period of time.

It relates the number of incoming cases to the capability to resolve them.

**Pending rate:** Relationship between the number of unresolved cases at end of the year and the number of resolved cases, in that period. (Inverse relationship of the “case Turnover ratio”).

**Judgement rate:** Relationship between the number of judgements and the number of resolved cases. Data is shown by percent

**Congestion rate.** A quotient where the numerator is the sum of the pending and incoming cases at the beginning of the period and the denominator is the number of resolved cases during that period.

### 2013 Rates. Ordered by Jurisdiction

|                              | Clearance  | Pending    | Judgement  | Congestion |
|------------------------------|------------|------------|------------|------------|
| Civil                        | 1,1        | 0,6        | 0,3        | 1,6        |
| Criminal                     | 1,0        | 0,2        | 0,1        | 1,2        |
| Administrative               | 1,4        | 1,0        | 0,6        | 2,0        |
| Labor                        | 0,9        | 0,9        | 0,5        | 2,0        |
| Military                     | 0,9        | 0,4        | 0,6        | 1,4        |
| High Court. Special Chambers | 1,1        | 0,1        | 0,2        | 1,1        |
| <b>TOTAL</b>                 | <b>1,0</b> | <b>0,3</b> | <b>0,2</b> | <b>1,3</b> |

### 2013 Rates. Civil

|                                      | Clearance  | Pending    | Judgement  | Congestion |
|--------------------------------------|------------|------------|------------|------------|
| Courts of First Instance             | 1,1        | 0,5        | 0,2        | 1,5        |
| Comercial Courts                     | 0,8        | 1,4        | 0,4        | 2,4        |
| Violence against Women Courts        | 1,0        | 0,5        | 0,4        | 1,5        |
| Family Courts of First Instance      | 1,0        | 0,4        | 0,5        | 1,4        |
| Courts of First Instance and Enquiry | 1,1        | 0,6        | 0,2        | 1,6        |
| Juvenile Courts                      | -          | -          | -          | -          |
| Provincial courts. Civil Division    | 1,1        | 0,6        | 0,6        | 1,5        |
| Provincial courts. Mixed Divisions   | 1,1        | 0,4        | 0,6        | 1,4        |
| H.C.J. Civil and Criminal Chamber    | 1,0        | 0,5        | 0,4        | 1,5        |
| High Court 1st Chamber               | 1,1        | 0,9        | 0,2        | 1,9        |
| <b>TOTAL</b>                         | <b>1,1</b> | <b>0,6</b> | <b>0,3</b> | <b>1,6</b> |

**2013 Rates. Criminal**

|                                      | <b>Clearance</b> | <b>Pending</b> | <b>Judgement</b> | <b>Congestion</b> |
|--------------------------------------|------------------|----------------|------------------|-------------------|
| Magistrates' Courts                  | 1,0              | 0,1            | 0,1              | 1,1               |
| Courts of First Instance and Enquiry | 1,0              | 0,2            | 0,1              | 1,2               |
| Violence against women Courts        | 1,0              | 0,2            | 0,1              | 1,2               |
| Juvenile Courts                      | 1,0              | 0,5            | 0,6              | 1,4               |
| Prison Supervisory Courts            | 1,0              | 0,1            | -                | 1,1               |
| Criminal Courts                      | 1,0              | 0,9            | 0,9              | 1,9               |
| Provincial Courts. Criminal Division | 1,0              | 0,2            | 0,4              | 1,2               |
| Provincial Courts. Mixed Divisions   | 1,0              | 0,2            | 0,4              | 1,2               |
| H.C.J. Civil and Criminal Chamber    | 1,0              | 0,2            | 0,2              | 1,2               |
| Central Enquiry Courts               | 1,3              | 0,5            | -                | 1,3               |
| Central Criminal Courts              | 1,8              | 0,2            | 0,9              | 1,1               |
| Central Juvenile Courts              | 0,7              | 0,6            | 0,0              | 1,6               |
| Central Prison Supervisory Court     | 1,0              | 0,1            | -                | 1,1               |
| National Court. Criminal Chamber     | 1,1              | 0,1            | 0,1              | 1,1               |
| High Court 2nd Chamber               | 1,1              | 0,4            | 0,2              | 1,4               |
| <b>TOTAL</b>                         | <b>1,0</b>       | <b>0,2</b>     | <b>0,1</b>       | <b>1,2</b>        |

**2013 Rates. Administrative**

|  | <b>Clearance</b> | <b>Pending</b> | <b>Judgement</b> | <b>Congestion</b> |
|--|------------------|----------------|------------------|-------------------|
| Administrative Courts                              | 1,2              | 0,9            | 0,6              | 1,9               |
| Central Administrative Courts                      | 2,3              | 0,2            | 0,2              | 1,3               |
| H.C.J. Contentious Administrative Chamber          | 1,5              | 1,2            | 0,8              | 2,2               |
| National Court. Contentious Administrative Chamber | 1,2              | 1,1            | 0,7              | 2,1               |
| High Court 3rd Chamber                             | 1,3              | 1,0            | 0,6              | 2,0               |
| <b>TOTAL</b>                                       | <b>1,4</b>       | <b>1,0</b>     | <b>0,6</b>       | <b>2,0</b>        |

**2013 Rates. Labor**

|                               | <b>Clearance</b> | <b>Pending</b> | <b>Judgement</b> | <b>Congestion</b> |
|-------------------------------|------------------|----------------|------------------|-------------------|
| Labor Court                   | 0,8              | 0,9            | 0,5              | 2,0               |
| H.C.J. Labor Chamber          | 1,1              | 0,5            | 1,0              | 1,5               |
| National Court. Labor Chamber | 0,8              | 0,4            | 0,6              | 1,5               |
| High Court 4th Chamber        | 1,0              | 0,9            | 0,3              | 1,9               |
| <b>TOTAL</b>                  | <b>0,9</b>       | <b>0,9</b>     | <b>0,5</b>       | <b>2,0</b>        |

## EVOLUTION FROM 2012 TO 2013

### Ordered by Jurisdiction

|                              | Incoming cases | Resolved     | Pending at the year end | Judgments    | Court Writs  |
|------------------------------|----------------|--------------|-------------------------|--------------|--------------|
| Civil                        | -9,2%          | -3,1%        | -12,8%                  | -6,1%        | -2,6%        |
| Criminal                     | -2,1%          | -2,2%        | -4,3%                   | -3,6%        | -3,8%        |
| Administrative               | -15,5%         | -8,1%        | -20,5%                  | -8,0%        | -14,8%       |
| Labor                        | 1,2%           | -1,1%        | 9,3%                    | -7,1%        | -5,4%        |
| Military                     | 23,3%          | 0,0%         | 32,4%                   | -12,9%       | 100,0%       |
| Hlgh Court. Special Chambers | 6,1%           | -8,2%        | -50,0%                  | -25,0%       | 8,7%         |
| <b>TOTAL</b>                 | <b>-3,8%</b>   | <b>-2,5%</b> | <b>-8,0%</b>            | <b>-5,3%</b> | <b>-3,9%</b> |

### Evolution from 2012 to 2013. Civil

|                                      | Incoming cases | Resolved     | Pending at the year end | Judgments    | Court Writs  |
|--------------------------------------|----------------|--------------|-------------------------|--------------|--------------|
| Courts of First Instance             | -12,0%         | -4,7%        | -17,3%                  | -7,3%        | -6,1%        |
| Commercial Courts                    | 6,4%           | -5,2%        | 13,8%                   | -19,8%       | 14,2%        |
| Violence against Women Courts        | 5,9%           | 2,6%         | 5,1%                    | 3,9%         | 0,4%         |
| Family Courts of First Instance      | 1,5%           | 4,2%         | 2,3%                    | 2,3%         | 6,0%         |
| Courts of First Instance and Enquiry | -7,7%          | -2,0%        | -13,0%                  | -3,8%        | -4,0%        |
| Juvenile Courts                      | -100,0%        | -100,0%      | -100,0%                 | -21,6%       | 73,9%        |
| Provincial Courts. Civil Division    | -20,2%         | -6,7%        | -13,3%                  | -13,6%       | 10,9%        |
| Provincial Courts. Mixed Divisions   | -21,5%         | -8,6%        | -17,8%                  | -16,8%       | 9,3%         |
| H.C.J. Civil and Criminal Chamber    | -7,2%          | 5,2%         | 0,8%                    | 14,3%        | 3,3%         |
| High Court 1st Chamber               | -15,5%         | 9,9%         | -8,9%                   | 3,7%         | 12,2%        |
| <b>TOTAL</b>                         | <b>-9,2%</b>   | <b>-3,1%</b> | <b>-12,8%</b>           | <b>-6,1%</b> | <b>-2,6%</b> |



## Evolution from 2012 to 2013. Criminal

|                                      | Incoming cases | Resolved     | Pending at the year end | Judgments    | Court Writs  |
|--------------------------------------|----------------|--------------|-------------------------|--------------|--------------|
| Magistrates' Courts                  | -2,5%          | -2,2%        | -7,5%                   | -3,3%        | -3,6%        |
| Courts of First Instance and Enquiry | -2,3%          | -2,4%        | -8,0%                   | -5,8%        | -4,2%        |
| Violence against Women Courts        | -4,0%          | -4,1%        | -7,5%                   | -5,1%        | -14,0%       |
| Juvenile Courts                      | -1,6%          | -7,0%        | -0,5%                   | -5,2%        | -8,8%        |
| Prison Supervisory Courts            | 0,2%           | -3,0%        | 54,1%                   | -            | -            |
| Criminal Courts                      | 0,0%           | -0,7%        | 3,6%                    | -2,2%        | 12,8%        |
| Provincial Courts. Criminal Division | 3,9%           | 4,4%         | 3,3%                    | -0,9%        | 8,6%         |
| Provincial Courts. Mixed Divisions   | 0,0%           | 2,3%         | -4,5%                   | -3,1%        | 6,2%         |
| H.C.J. Civil and Criminal Chamber    | -48,2%         | -49,9%       | 23,8%                   | -4,9%        | -54,7%       |
| Central Enquiry Courts               | -8,0%          | -7,1%        | 2,0%                    | -            | -12,1%       |
| Central Criminal Courts              | -40,0%         | -33,3%       | -58,1%                  | -29,9%       | -90,0%       |
| Central Juvenile Courts              | 250,0%         | 150,0%       | 200,0%                  | -100,0%      | 0,0%         |
| Central Prison Supervisory Court     | 4,5%           | 4,7%         | 5,8%                    | -            | -            |
| National Court. Criminal Chamber     | 21,9%          | 24,9%        | -32,5%                  | -21,8%       | 30,2%        |
| High Court 2nd Chamber               | -5,7%          | 3,5%         | -18,1%                  | -1,2%        | 5,3%         |
| <b>TOTAL</b>                         | <b>-2,1%</b>   | <b>-2,2%</b> | <b>-4,3%</b>            | <b>-3,6%</b> | <b>-3,8%</b> |

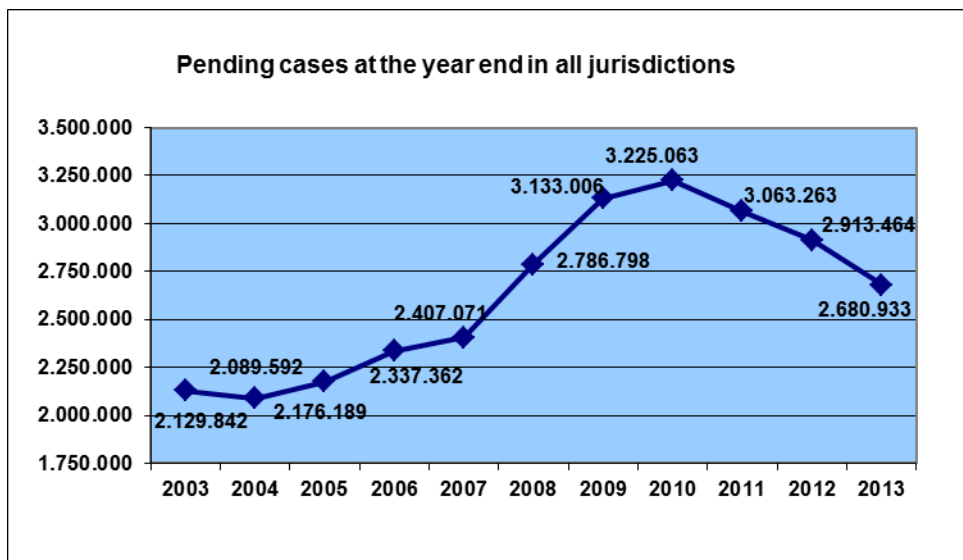
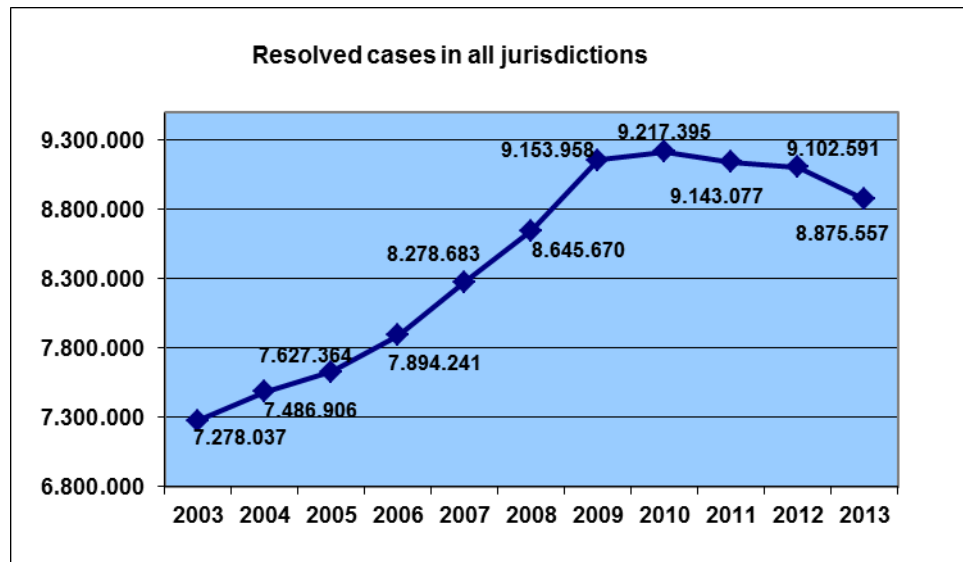
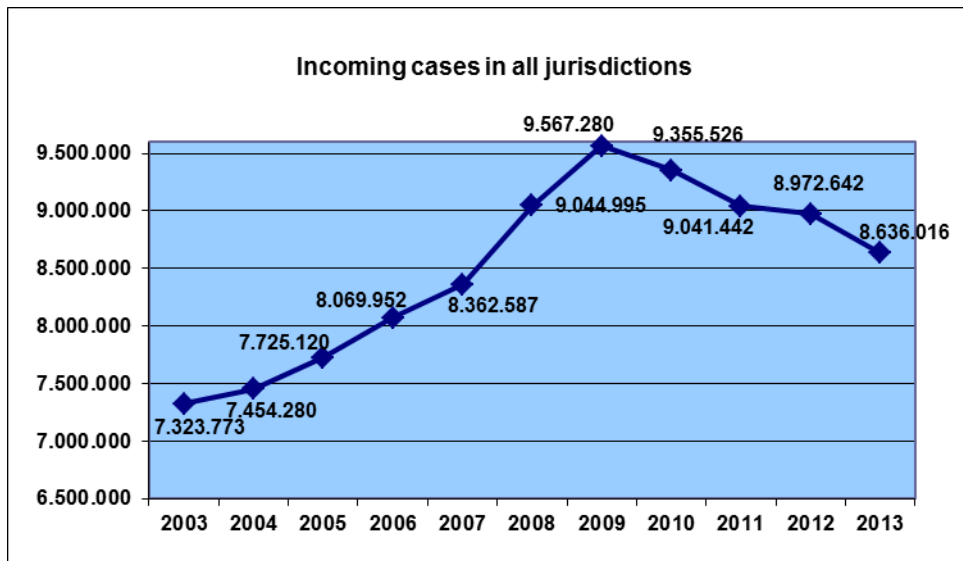
## Evolution from 2012 to 2013. Administrative

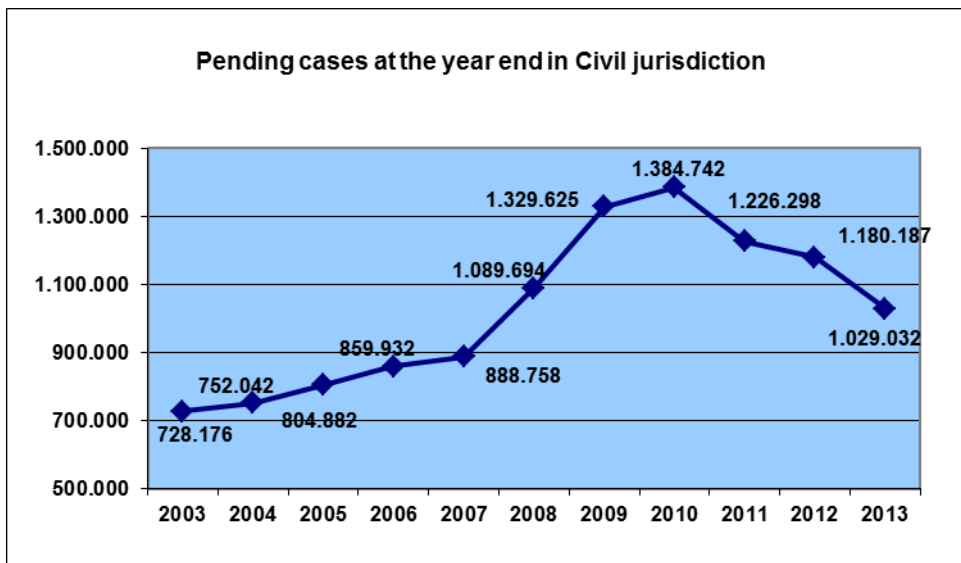
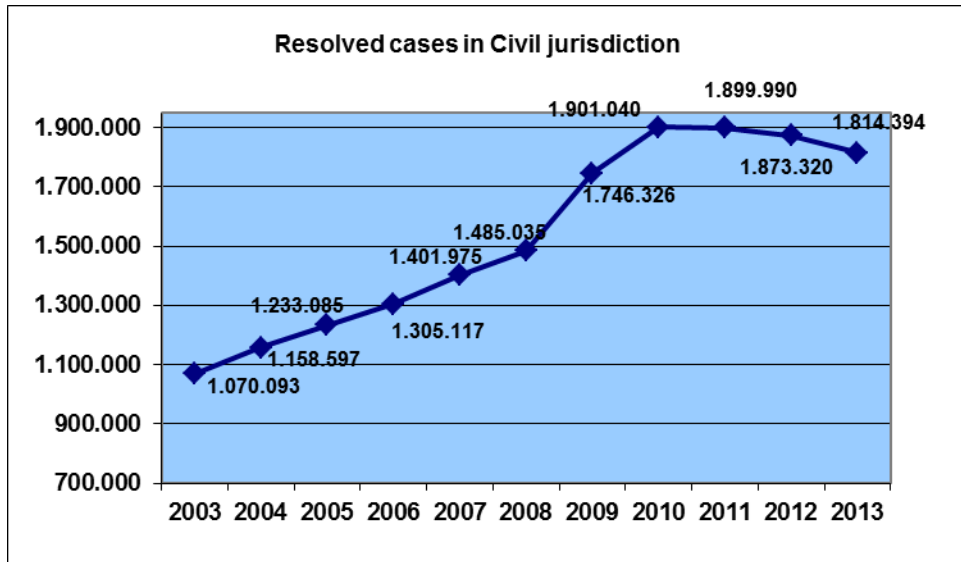
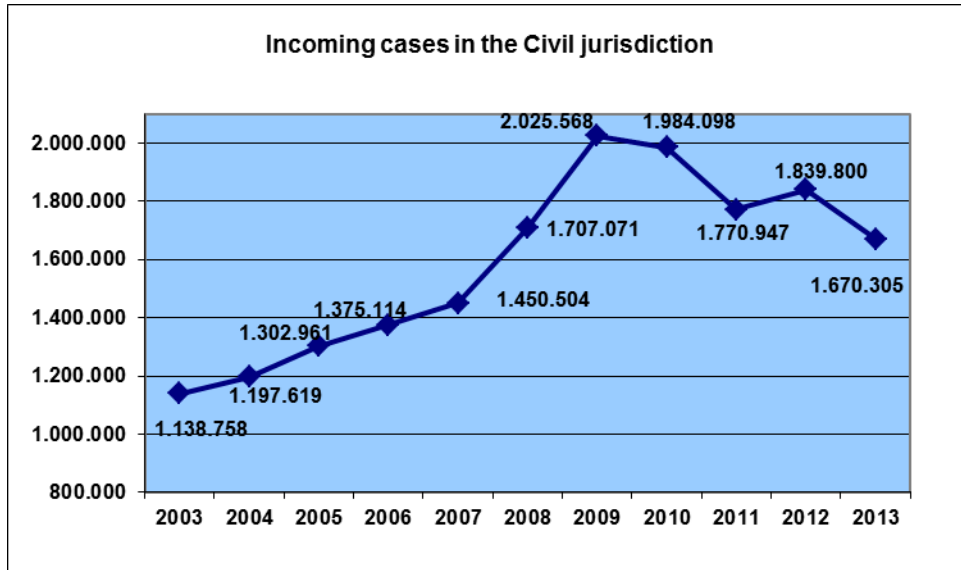
|  | Incoming cases | Resolved     | Pending at the year end | Judgments    | Court Writs   |
|--|----------------|--------------|-------------------------|--------------|---------------|
| Administrative Courts                              | -9,9%          | -12,2%       | -15,9%                  | -10,7%       | -14,8%        |
| Central Administrative Courts                      | -43,1%         | 51,7%        | -73,0%                  | 5,6%         | 17,9%         |
| H.C.J. Contentious Administrative Chamber          | -18,3%         | -8,5%        | -19,9%                  | -2,9%        | -25,4%        |
| National Court. Contentious Administrative Chamber | -26,3%         | 12,4%        | -11,8%                  | 3,7%         | 0,4%          |
| High Court 3rd Chamber                             | -11,7%         | -32,3%       | -19,0%                  | -37,7%       | 8,1%          |
| <b>TOTAL</b>                                       | <b>-15,5%</b>  | <b>-8,1%</b> | <b>-20,5%</b>           | <b>-8,0%</b> | <b>-14,8%</b> |

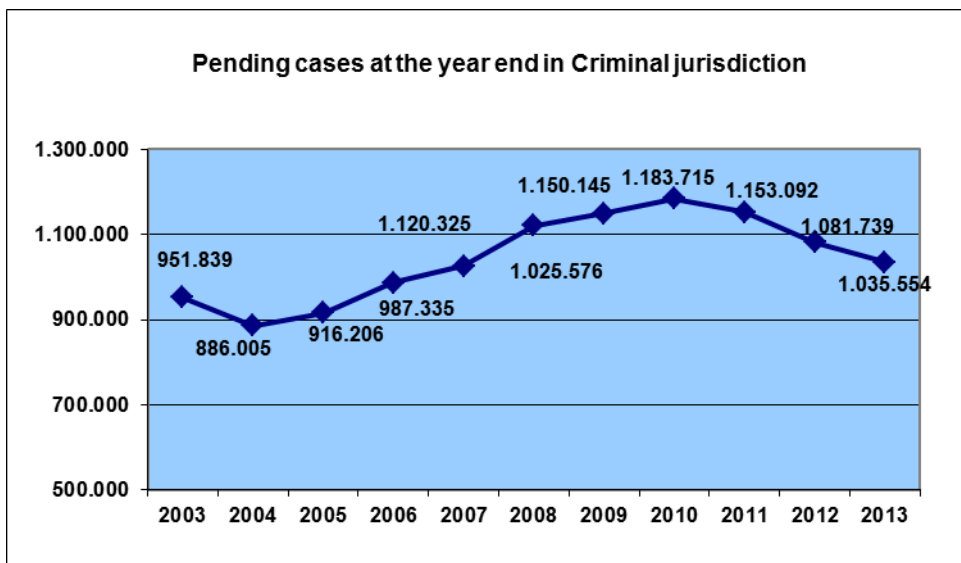
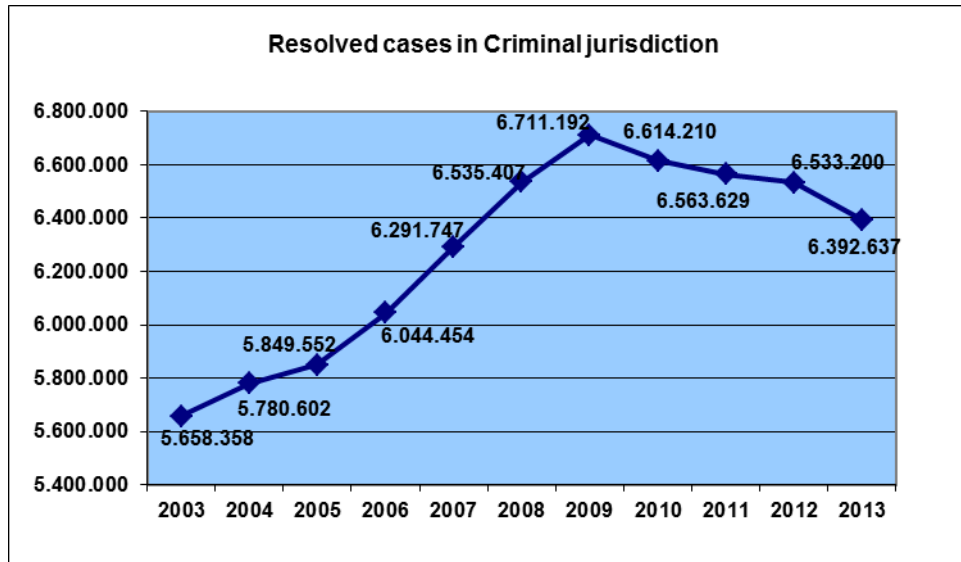
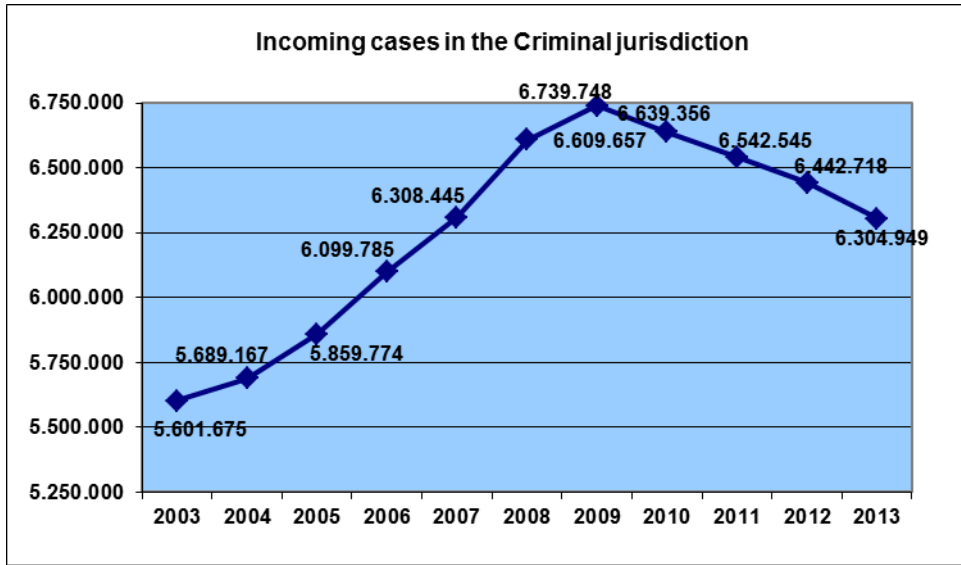
## Evolution from 2012 to 2013 Labor

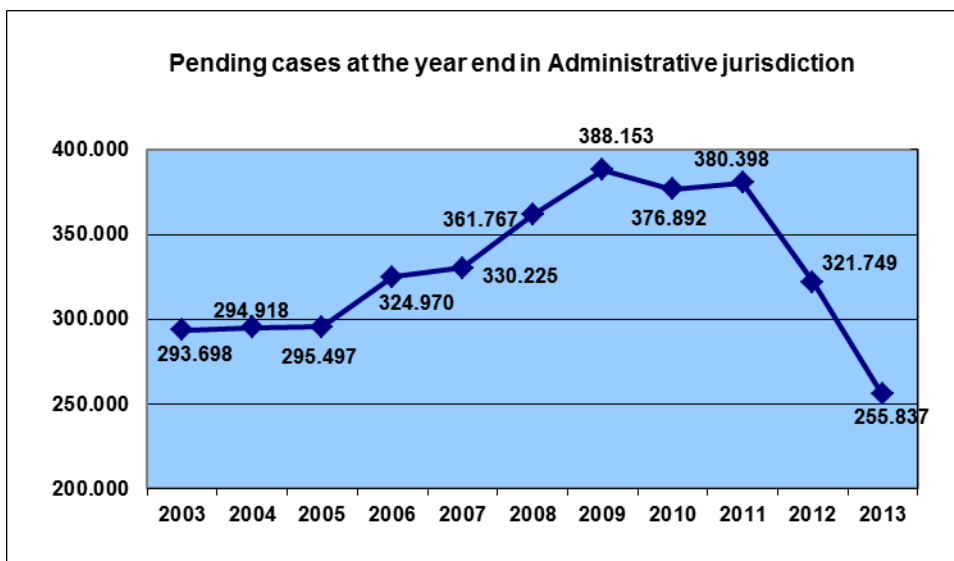
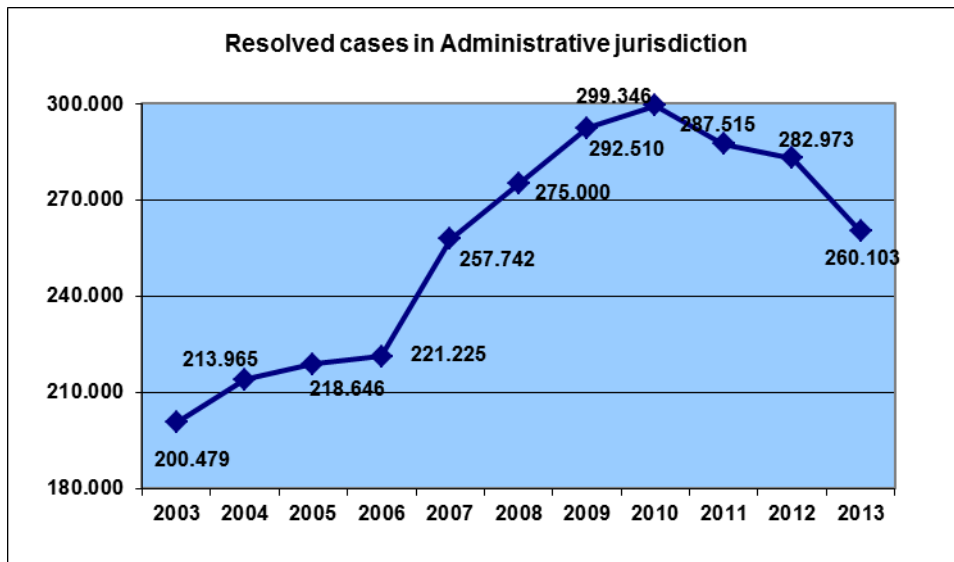
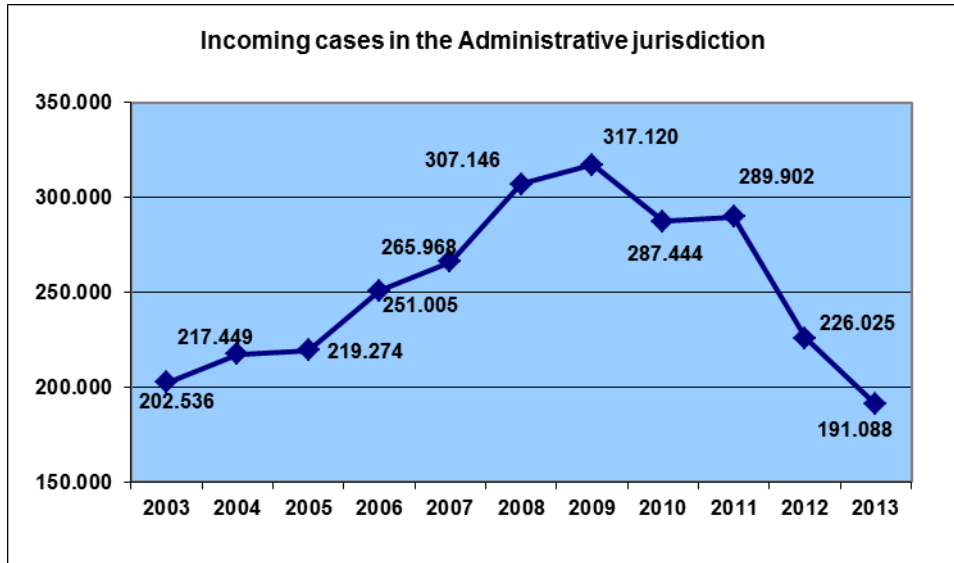
|                               | Incoming cases | Resolved     | Pending at the year end | Judgments    | Court Writs  |
|-------------------------------|----------------|--------------|-------------------------|--------------|--------------|
| Labor Courts                  | 3,7%           | 0,4%         | 12,2%                   | -6,2%        | -            |
| H.C.J Labor Chamber           | -18,2%         | -9,7%        | -19,4%                  | -10,2%       | 6,2%         |
| National Court. Labor Chamber | 34,2%          | 30,2%        | 63,0%                   | 36,2%        | -23,5%       |
| High Court 4th Chamber        | 9,3%           | -16,1%       | 5,1%                    | -12,2%       | -11,9%       |
| <b>TOTAL</b>                  | <b>1,2%</b>    | <b>-1,1%</b> | <b>9,3%</b>             | <b>-7,1%</b> | <b>-5,4%</b> |

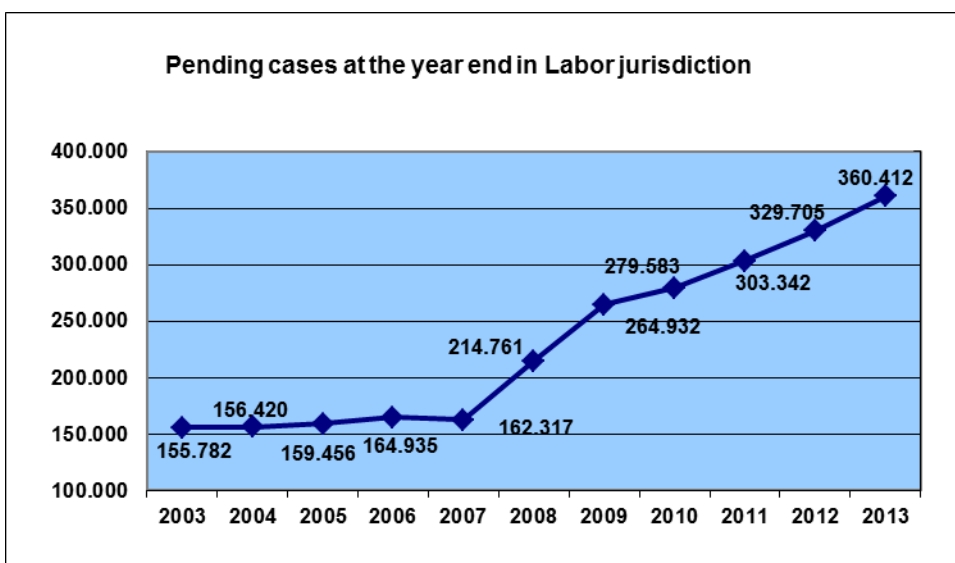
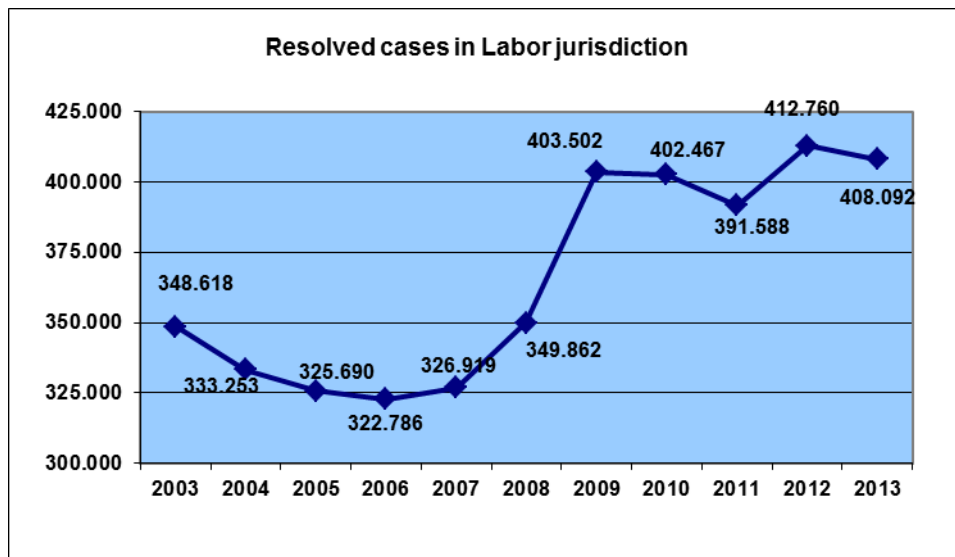
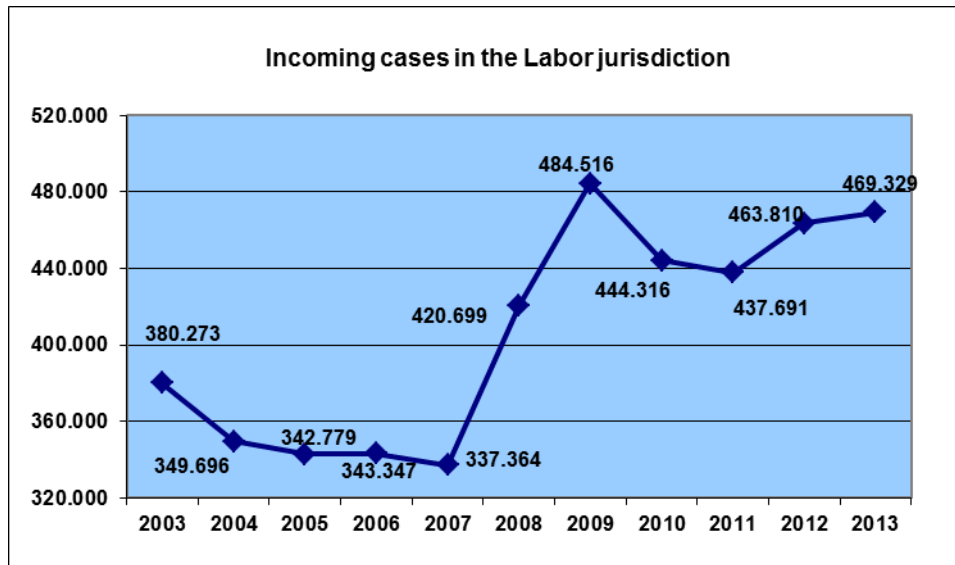
## **TIME SERIES**

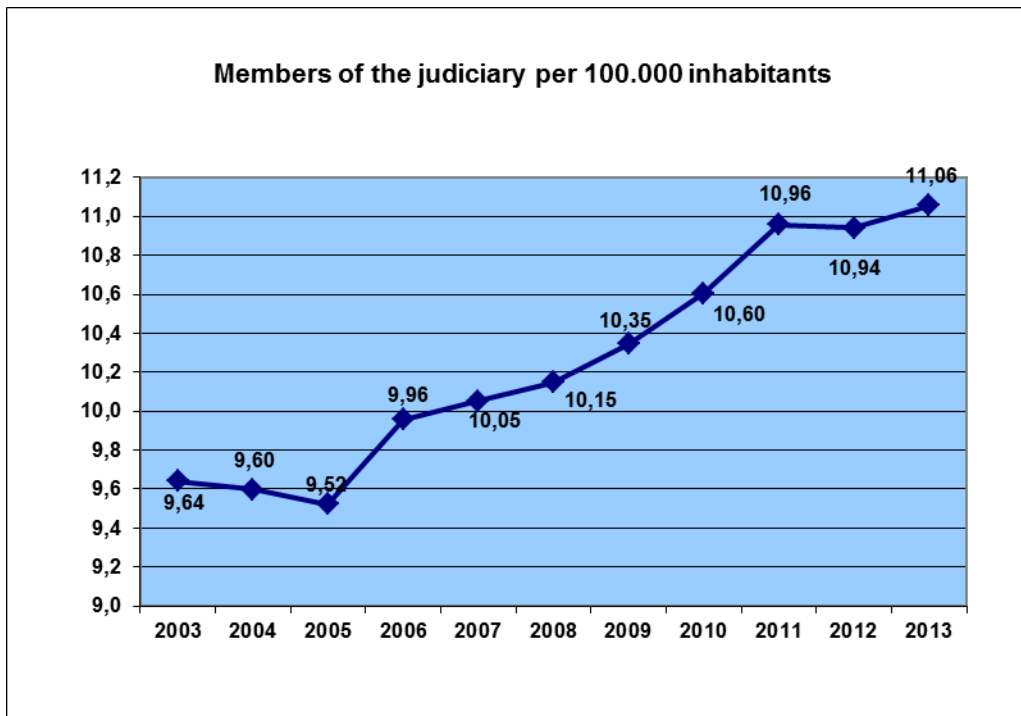
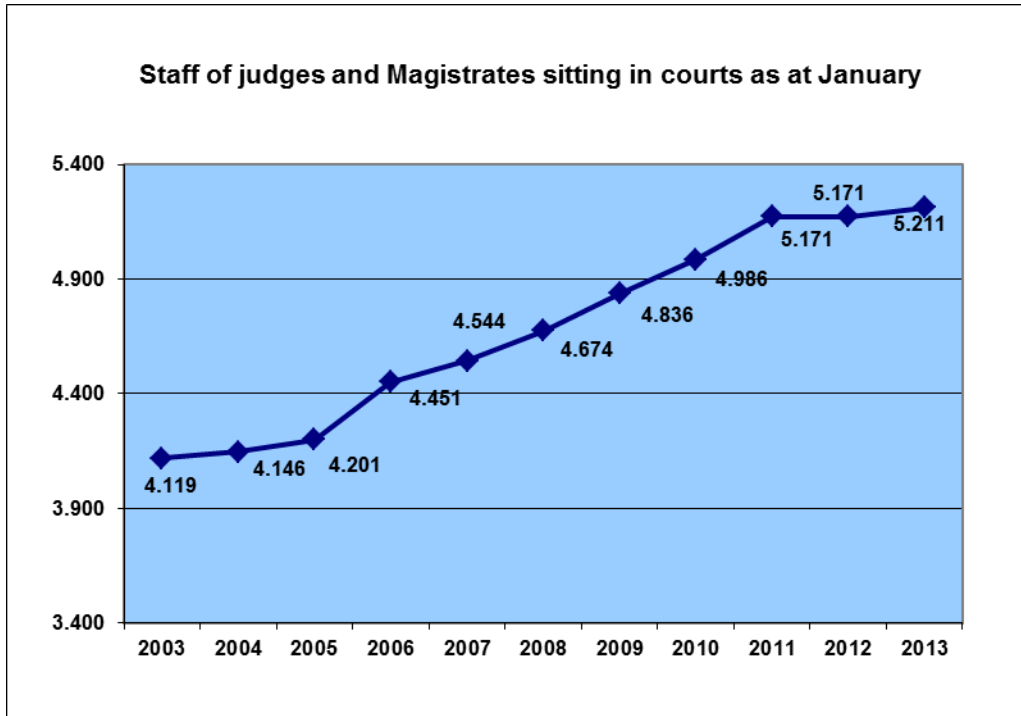














## **HIGH COURTS OF JUSTICE DATA**

### Incoming cases in 2013

|                      | Civil   | Criminal  | Administrative | Labor  | Total     |
|----------------------|---------|-----------|----------------|--------|-----------|
| Andalusia            | 294.372 | 1.441.865 | 42.504         | 78.146 | 1.856.887 |
| Aragon               | 39.088  | 138.268   | 3.329          | 11.347 | 192.032   |
| Asturias             | 42.563  | 111.871   | 3.515          | 16.269 | 174.218   |
| Balearic Islands     | 44.439  | 164.638   | 2.296          | 7.433  | 218.806   |
| Canary Islands       | 78.297  | 303.139   | 7.422          | 25.499 | 414.357   |
| Cantabria            | 27.128  | 76.901    | 1.821          | 6.964  | 112.814   |
| Castille and Leon    | 92.471  | 259.843   | 9.629          | 26.413 | 388.356   |
| Castille - La Mancha | 63.324  | 223.385   | 6.048          | 18.040 | 310.797   |
| Catalonia            | 275.124 | 964.680   | 17.655         | 70.571 | 1.328.030 |
| Valencian Region     | 197.109 | 705.225   | 17.352         | 44.719 | 964.405   |
| Extremadura          | 31.886  | 114.214   | 3.329          | 6.512  | 155.941   |
| Galicia              | 106.588 | 313.886   | 9.431          | 34.204 | 464.109   |
| Madrid               | 227.663 | 979.371   | 30.978         | 68.286 | 1.306.298 |
| Murcia               | 57.142  | 201.355   | 5.472          | 12.336 | 276.305   |
| Navarre              | 17.290  | 74.283    | 1.900          | 5.717  | 99.190    |
| Basque Country       | 61.752  | 191.604   | 6.007          | 28.911 | 288.274   |
| Rioja (La)           | 10.490  | 21.799    | 1.294          | 3.578  | 37.161    |

### Percentage of incoming cases in 2013 relative to the total cases in the H.C.J.

|                      | Civil | Criminal | Administrative | Labor | Total |
|----------------------|-------|----------|----------------|-------|-------|
| Andalusia            | 17,7% | 22,9%    | 25,0%          | 16,8% | 21,6% |
| Aragon               | 2,3%  | 2,2%     | 2,0%           | 2,4%  | 2,2%  |
| Asturias             | 2,6%  | 1,8%     | 2,1%           | 3,5%  | 2,0%  |
| Balearic Islands     | 2,7%  | 2,6%     | 1,4%           | 1,6%  | 2,5%  |
| Canary Islands       | 4,7%  | 4,8%     | 4,4%           | 5,5%  | 4,8%  |
| Cantabria            | 1,6%  | 1,2%     | 1,1%           | 1,5%  | 1,3%  |
| Castille and Leon    | 5,5%  | 4,1%     | 5,7%           | 5,7%  | 4,5%  |
| Castille - La Mancha | 3,8%  | 3,6%     | 3,6%           | 3,9%  | 3,6%  |
| Catalonia            | 16,5% | 15,3%    | 10,4%          | 15,2% | 15,5% |
| Valencian Region     | 11,8% | 11,2%    | 10,2%          | 9,6%  | 11,2% |
| Extremadura          | 1,9%  | 1,8%     | 2,0%           | 1,4%  | 1,8%  |
| Galicia              | 6,4%  | 5,0%     | 5,5%           | 7,4%  | 5,4%  |
| Madrid               | 13,7% | 15,6%    | 18,2%          | 14,7% | 15,2% |
| Murcia               | 3,4%  | 3,2%     | 3,2%           | 2,7%  | 3,2%  |
| Navarre              | 1,0%  | 1,2%     | 1,1%           | 1,2%  | 1,2%  |
| Basque Country       | 3,7%  | 3,0%     | 3,5%           | 6,2%  | 3,4%  |
| Rioja (La)           | 0,6%  | 0,3%     | 0,8%           | 0,8%  | 0,4%  |

### Resolved cases in 2013

|                    | Civil   | Criminal  | Administrative | Labor  | Total     |
|--------------------|---------|-----------|----------------|--------|-----------|
| Andalusia          | 335.618 | 1.454.666 | 51.638         | 64.445 | 1.906.367 |
| Aragon             | 41.800  | 139.156   | 4.374          | 9.448  | 194.778   |
| Asturias           | 45.123  | 112.830   | 4.972          | 14.015 | 176.940   |
| Balearic Islands   | 51.695  | 166.059   | 3.076          | 6.414  | 227.244   |
| Canarias           | 91.929  | 308.156   | 9.021          | 23.236 | 432.342   |
| Cantabria          | 28.883  | 78.734    | 2.467          | 5.960  | 116.044   |
| Castille and Leon  | 96.574  | 265.853   | 12.129         | 22.110 | 396.666   |
| Castille-La Mancha | 68.751  | 224.400   | 8.776          | 16.389 | 318.316   |
| Cataluña           | 287.514 | 991.937   | 21.381         | 65.067 | 1.365.899 |
| Valencian Region.  | 213.480 | 712.720   | 20.686         | 37.271 | 984.157   |
| Extremadura        | 32.655  | 114.158   | 4.165          | 5.811  | 156.789   |
| Galicia            | 110.887 | 309.688   | 12.991         | 32.058 | 465.624   |
| Madrid             | 249.641 | 999.762   | 47.567         | 61.298 | 1.358.268 |
| Murcia             | 62.584  | 202.331   | 9.430          | 11.649 | 285.994   |
| Navarre            | 17.930  | 75.725    | 3.068          | 4.418  | 101.141   |
| Basque Country     | 64.683  | 194.803   | 7.897          | 21.639 | 289.022   |
| Rioja (La)         | 10.712  | 22.243    | 1.172          | 2.758  | 36.885    |

### Pending cases at the year 2013 end

|                    | Civil   | Criminal | Administrative | Labor  | Total   |
|--------------------|---------|----------|----------------|--------|---------|
| Andalusia          | 221.529 | 200.662  | 58.267         | 68.148 | 548.606 |
| Aragon             | 16.299  | 18.931   | 4.154          | 8.524  | 47.908  |
| Asturias           | 14.472  | 18.388   | 2.763          | 6.968  | 42.591  |
| Balearic Islands   | 24.455  | 30.671   | 3.947          | 9.916  | 68.989  |
| Canarias           | 51.112  | 44.709   | 9.357          | 20.433 | 125.611 |
| Cantabria          | 13.390  | 11.989   | 1.025          | 4.243  | 30.647  |
| Castille and Leon  | 39.265  | 43.173   | 11.242         | 15.358 | 109.038 |
| Castille-La Mancha | 44.894  | 61.311   | 9.740          | 13.970 | 129.915 |
| Cataluña           | 155.888 | 150.209  | 26.562         | 51.625 | 384.284 |
| Valencian Region.  | 139.579 | 147.570  | 26.779         | 37.491 | 351.419 |
| Extremadura        | 17.162  | 20.063   | 2.632          | 3.572  | 43.429  |
| Galicia            | 53.040  | 66.859   | 11.305         | 31.371 | 162.575 |
| Madrid             | 143.867 | 140.397  | 50.200         | 49.534 | 383.998 |
| Murcia             | 53.239  | 38.535   | 9.347          | 13.210 | 114.331 |
| Navarre            | 6.770   | 6.864    | 1.830          | 4.504  | 19.968  |
| Basque Country     | 25.870  | 27.010   | 5.839          | 15.987 | 74.706  |
| Rioja (La)         | 4.573   | 4.310    | 1.307          | 2.009  | 12.199  |

### Pending rate in 2013

|                    | Civil      | Criminal   | Administrative | Labor      | Total      |
|--------------------|------------|------------|----------------|------------|------------|
| Andalusia          | 0,7        | 0,1        | 1,1            | 1,1        | 0,3        |
| Aragon             | 0,4        | 0,1        | 0,9            | 0,9        | 0,2        |
| Asturias           | 0,3        | 0,2        | 0,6            | 0,5        | 0,2        |
| Balearic Islands   | 0,5        | 0,2        | 1,3            | 1,5        | 0,3        |
| Canary Islands     | 0,6        | 0,1        | 1,0            | 0,9        | 0,3        |
| Cantabria          | 0,5        | 0,2        | 0,4            | 0,7        | 0,3        |
| Castille and Leon  | 0,4        | 0,2        | 0,9            | 0,7        | 0,3        |
| Castille la Mancha | 0,7        | 0,3        | 1,1            | 0,9        | 0,4        |
| Catalonia          | 0,5        | 0,2        | 1,2            | 0,8        | 0,3        |
| Valencian Region   | 0,7        | 0,2        | 1,3            | 1,0        | 0,4        |
| Extremadura        | 0,5        | 0,2        | 0,6            | 0,6        | 0,3        |
| Galicia            | 0,5        | 0,2        | 0,9            | 1,0        | 0,3        |
| Madrid             | 0,6        | 0,1        | 1,1            | 0,8        | 0,3        |
| Murcia             | 0,9        | 0,2        | 1,0            | 1,1        | 0,4        |
| Navarre            | 0,4        | 0,1        | 0,6            | 1,0        | 0,2        |
| Basque Country     | 0,4        | 0,1        | 0,7            | 0,7        | 0,3        |
| Rioja (La)         | 0,4        | 0,2        | 1,1            | 0,7        | 0,3        |
| <b>Spain</b>       | <b>0,6</b> | <b>0,2</b> | <b>1,0</b>     | <b>0,9</b> | <b>0,3</b> |

### Clearance rate in 2013

|                    | Civil      | Criminal   | Administrative | Labor      | Total      |
|--------------------|------------|------------|----------------|------------|------------|
| Andalusia          | 1,1        | 1,0        | 1,2            | 0,8        | 1,0        |
| Aragon             | 1,1        | 1,0        | 1,3            | 0,8        | 1,0        |
| Asturias           | 1,1        | 1,0        | 1,4            | 0,9        | 1,0        |
| Balearic Islands   | 1,2        | 1,0        | 1,3            | 0,9        | 1,0        |
| Canary Islands     | 1,2        | 1,0        | 1,2            | 0,9        | 1,0        |
| Cantabria          | 1,1        | 1,0        | 1,4            | 0,9        | 1,0        |
| Castille and Leon  | 1,0        | 1,0        | 1,3            | 0,8        | 1,0        |
| Castille la Mancha | 1,1        | 1,0        | 1,5            | 0,9        | 1,0        |
| Catalonia          | 1,0        | 1,0        | 1,2            | 0,9        | 1,0        |
| Valencian Region   | 1,1        | 1,0        | 1,2            | 0,8        | 1,0        |
| Extremadura        | 1,0        | 1,0        | 1,3            | 0,9        | 1,0        |
| Galicia            | 1,0        | 1,0        | 1,4            | 0,9        | 1,0        |
| Madrid             | 1,1        | 1,0        | 1,5            | 0,9        | 1,0        |
| Murcia             | 1,1        | 1,0        | 1,7            | 0,9        | 1,0        |
| Navarre            | 1,0        | 1,0        | 1,6            | 0,8        | 1,0        |
| Basque Country     | 1,0        | 1,0        | 1,3            | 0,7        | 1,0        |
| Rioja (La)         | 1,0        | 1,0        | 0,9            | 0,8        | 1,0        |
| <b>Spain</b>       | <b>1,1</b> | <b>1,0</b> | <b>1,4</b>     | <b>0,9</b> | <b>1,0</b> |

### Congestion rate in 2013

|                    | Civil      | Criminal   | Administrative | Labor      | Total      |
|--------------------|------------|------------|----------------|------------|------------|
| Andalusia          | 1,7        | 1,1        | 2,1            | 2,2        | 1,3        |
| Aragon             | 1,4        | 1,1        | 1,9            | 1,9        | 1,2        |
| Asturias           | 1,3        | 1,1        | 1,6            | 1,6        | 1,2        |
| Balearic Islands   | 1,5        | 1,2        | 2,1            | 2,6        | 1,3        |
| Canary Islands     | 1,6        | 1,1        | 2,0            | 2,0        | 1,3        |
| Cantabria          | 1,5        | 1,1        | 1,5            | 1,7        | 1,3        |
| Castille and Leon  | 1,4        | 1,2        | 1,9            | 1,8        | 1,3        |
| Castille la Mancha | 1,7        | 1,3        | 2,1            | 2,1        | 1,4        |
| Catalonia          | 1,5        | 1,1        | 2,2            | 1,8        | 1,3        |
| Valencian Region   | 1,7        | 1,2        | 2,3            | 2,1        | 1,4        |
| Extremadura        | 1,5        | 1,2        | 1,6            | 1,7        | 1,3        |
| Galicia            | 1,5        | 1,2        | 1,9            | 2,0        | 1,4        |
| Madrid             | 1,6        | 1,1        | 2,1            | 1,9        | 1,3        |
| Murcia             | 1,8        | 1,2        | 2,0            | 2,2        | 1,4        |
| Navarre            | 1,4        | 1,1        | 1,6            | 2,0        | 1,2        |
| Basque Country     | 1,4        | 1,1        | 1,7            | 1,7        | 1,3        |
| La Rioja           | 1,4        | 1,2        | 2,1            | 1,8        | 1,3        |
| <b>Spain</b>       | <b>1,6</b> | <b>1,2</b> | <b>2,0</b>     | <b>2,0</b> | <b>1,3</b> |

### Relative (in percentage) of trials held and trials scheduled

|                    | Courts of First Instance, Magistrates' Courts and Courts of First Instance and Enquiries |                                 |                                   | Courts of Violence Against women |                                 |                                   |
|--------------------|--|---------------------------------|-----------------------------------|----------------------------------|---------------------------------|-----------------------------------|
|                    | Civil  | Total trials for minor offences | Summary trials for minor offences | Civil                            | Total trials for minor offences | Summary trials for minor offences |
| Andalusia          | 74,0   | 82,0                            | 86,8                              | 79,1                             | 90,8                            | 96,9                              |
| Aragon             | 74,9   | 85,6                            | 91,8                              | 81,1                             | 89,0                            | 100,0                             |
| Asturias           | 75,0   | 84,5                            | 91,2                              | 85,2                             | 93,9                            | 97,5                              |
| Balearic Islands   | 65,7   | 77,5                            | 91,8                              | 75,3                             | 94,7                            | 93,6                              |
| Canary Islands     | 69,1   | 82,0                            | 87,3                              | 78,7                             | 92,2                            | 95,5                              |
| Cantabria          | 78,3   | 79,5                            | 88,9                              | 80,2                             | 95,3                            | 100,0                             |
| Castille and Leon  | 72,4   | 83,0                            | 94,4                              | 83,6                             | 90,4                            | 100,0                             |
| Castille la Mancha | 73,1   | 78,9                            | 88,2                              | 81,9                             | 88,6                            | 97,0                              |
| Catalonia          | 67,6   | 83,1                            | 91,6                              | 75,9                             | 91,1                            | 95,1                              |
| Valencian Region   | 72,6   | 78,7                            | 88,0                              | 82,1                             | 91,2                            | 97,1                              |
| Extremadura        | 70,6   | 82,2                            | 96,0                              | 76,6                             | 94,8                            | 97,4                              |
| Galicia            | 75,0   | 81,9                            | 90,4                              | 82,1                             | 91,8                            | 96,6                              |
| Madrid             | 76,1   | 81,8                            | 95,8                              | 82,0                             | 89,2                            | 96,1                              |
| Murcia             | 75,1   | 80,5                            | 91,7                              | 74,7                             | 82,5                            | 92,3                              |
| Navarre            | 80,9   | 84,6                            | 93,5                              | 72,4                             | 81,7                            | 78,6                              |
| Basque Country     | 70,6   | 83,9                            | 94,8                              | 69,6                             | 91,3                            | 96,9                              |
| La Rioja           | 69,2   | 83,1                            | 89,0                              | 77,4                             | 82,5                            | 88,0                              |
| <b>Spain</b>       | <b>72,5</b>  | <b>81,7</b>                     | <b>90,2</b>                       | <b>79,1</b>                      | <b>90,7</b>                     | <b>96,0</b>                       |

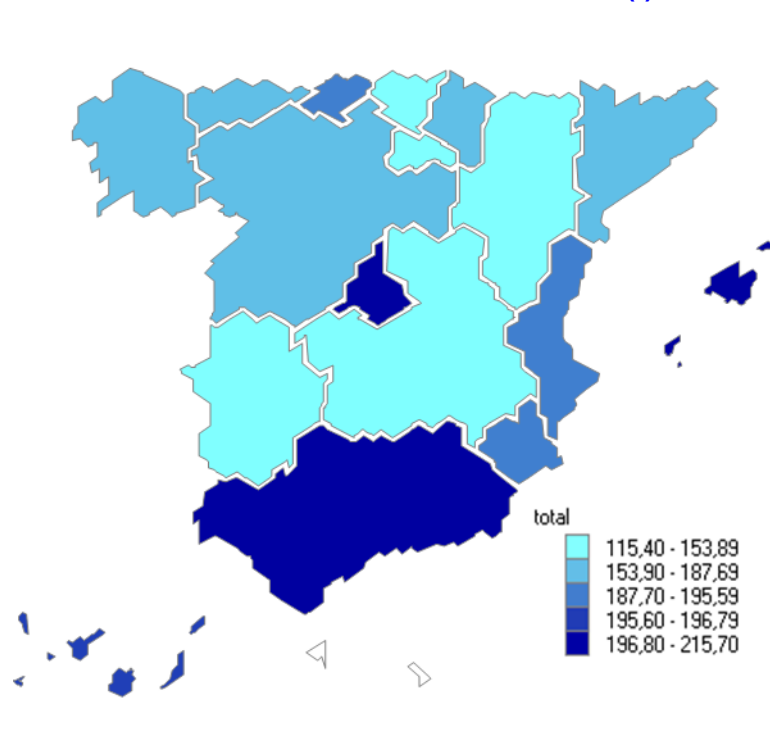
|                    | Criminal Courts |             | Juvenile Courts | Provincial Courts |             |
|--------------------|-----------------|-------------|-----------------|-------------------|-------------|
|                    | Total trials    | Fast trials | Criminal        | Civil             | Criminal    |
| Andalusia          | 76,2            | 80,5        | 81,5            | 85                | 82          |
| Aragon             | 83,6            | 90,5        | 87,4            | 99,4              | 85          |
| Asturias           | 88,5            | 91,9        | 90,8            | 86,1              | 87,7        |
| Balearic Islands   | 83,1            | 81,3        | 68,3            | 79,8              | 76          |
| Canary Islands     | 74              | 77,9        | 80,7            | 97,8              | 86,6        |
| Cantabria          | 87              | 87,3        | 81,8            | 77,5              | 81,9        |
| Castille and Leon  | 78,8            | 90          | 89,5            | 97,3              | 81,3        |
| Castille la Mancha | 70,7            | 84,8        | 82,1            | 84,2              | 78,6        |
| Catalonia          | 75,2            | 80,9        | 72,1            | 97                | 83,4        |
| Valencian Region   | 70              | 81,2        | 76,3            | 99,4              | 71          |
| Extremadura        | 85,3            | 91,8        | 87,7            | 66,7              | 80,4        |
| Galicia            | 81,6            | 86,7        | 89,8            | 96,1              | 86,7        |
| Madrid             | 71,8            | 79,5        | 74,4            | 98,8              | 85,2        |
| Murcia             | 73,3            | 81,2        | 86,9            | 92,3              | 77,4        |
| Navarre            | 80,7            | 87,6        | 89,4            | 91,1              | 91          |
| Basque Country     | 75,9            | 72          | 81              | 98,9              | 78,5        |
| La Rioja           | 70              | 77          | 69,1            | 98,4              | 71,4        |
| <b>Spain</b>       | <b>75,4</b>     | <b>81,2</b> | <b>79,1</b>     | <b>97,4</b>       | <b>81,4</b> |

|                    | <b>Commercial<br/>Courts</b> | <b>Administrative<br/>Courts</b> | <b>Labor Courts</b> |
|--------------------|------------------------------|----------------------------------|---------------------|
| Andalusia          | 76,3                         | 76,7                             | 61,0                |
| Aragon             | 71,0                         | 81,5                             | 65,8                |
| Asturias           | 72,1                         | 85,6                             | 70,0                |
| Balearic Islands   | 77,0                         | 83,4                             | 49,0                |
| Canary Islands     | 69,5                         | 83,0                             | 48,5                |
| Cantabria          | 54,8                         | 83,0                             | 70,2                |
| Castille and Leon  | 70,7                         | 81,7                             | 70,6                |
| Castille la Mancha | 64,1                         | 84,8                             | 67,2                |
| Catalonia          | 71,8                         | 84,2                             | 55,4                |
| Valencian Region   | 72,0                         | 86,9                             | 56,2                |
| Extremadura        | 61,8                         | 71,6                             | 63,6                |
| Galicia            | 77,0                         | 84,1                             | 67,9                |
| Madrid             | 81,1                         | 89,0                             | 61,6                |
| Murcia             | 67,0                         | 79,4                             | 64,7                |
| Navarre            | 66,2                         | 69,2                             | 58,2                |
| Basque Country     | 71,1                         | 86,0                             | 47,3                |
| La Rioja           | 67,9                         | 91,9                             | 50,0                |
| <b>Spain</b>       | <b>73,1</b>                  | <b>82,6</b>                      | <b>59,8</b>         |

### Litigation rate 2013

|                    | Civil       | Criminal     | Administrative | Labor       | Total        |
|--------------------|-------------|--------------|----------------|-------------|--------------|
| Andalusia          | 34,2        | 167,5        | 4,9            | 9,1         | 215,7        |
| Aragon             | 29,0        | 102,6        | 2,5            | 8,4         | 142,5        |
| Asturias           | 39,8        | 104,7        | 3,3            | 15,2        | 163,1        |
| Balearic Islands   | 40,0        | 148,1        | 2,1            | 6,7         | 196,8        |
| Canary Islands     | 37,0        | 143,1        | 3,5            | 12,0        | 195,6        |
| Cantabria          | 45,8        | 129,9        | 3,1            | 11,8        | 190,6        |
| Castille and Leon  | 36,7        | 103,1        | 3,8            | 10,5        | 154,1        |
| Castille la Mancha | 30,1        | 106,3        | 2,9            | 8,6         | 147,9        |
| Catalonia          | 36,4        | 127,7        | 2,3            | 9,3         | 175,8        |
| Valencian Region   | 38,5        | 137,9        | 3,4            | 8,7         | 188,6        |
| Extremadura        | 28,9        | 103,5        | 3,0            | 5,9         | 141,3        |
| Galicia            | 38,5        | 113,5        | 3,4            | 12,4        | 167,8        |
| Madrid             | 35,0        | 150,8        | 4,8            | 10,5        | 201,1        |
| Murcia             | 38,8        | 136,8        | 3,7            | 8,4         | 187,7        |
| Navarre            | 26,8        | 115,3        | 2,9            | 8,9         | 153,9        |
| Basque Country     | 28,2        | 87,4         | 2,7            | 13,2        | 131,5        |
| La Rioja           | 32,6        | 67,7         | 4,0            | 11,1        | 115,4        |
| <b>Spain</b>       | <b>35,4</b> | <b>133,8</b> | <b>4,1</b>     | <b>10,0</b> | <b>183,2</b> |

### LITIGATION RATE BY HCJ (\*)



(\*) Number of incoming cases per 1.000 inhabitants



## REQUEST LETTERS/ COMMON OFFICES

### Request letters

|                |                  |
|----------------|------------------|
| Courts         | 850.141          |
| Common Offices | 701.066          |
| <b>Total</b>   | <b>1.551.207</b> |

### Common Offices

#### Proceedings handled

|                           | Incoming cases | Returned with positive fulfilment | Others returned | Pending at the year end |
|---------------------------|----------------|-----------------------------------|-----------------|-------------------------|
| Personal proceedings      | 4.674.471      | 3.286.576                         | 1.405.783       | 145.811                 |
| Proceedings on Commission | 146.231        | 85.403                            | 62.784          | 19.147                  |
| Seizures                  | 64.971         | 35.790                            | 31.062          | 5.458                   |
| Evictions                 | 65.182         | 39.206                            | 25.810          | 11.393                  |
| Others                    | 16.078         | 10.407                            | 5.912           | 2.296                   |

#### Venue of undertaking

|                           | In the Service venue | Outside Service venue | Total     |
|---------------------------|----------------------|-----------------------|-----------|
| Personal proceedings      | 1.030.025            | 3.779.477             | 4.809.498 |
| Proceedings on Commission | 25.387               | 139.213               | 164.600   |

|                           | Proceedings by the own service | Proceedings in prisons |
|---------------------------|--------------------------------|------------------------|
| Personal proceedings      | 104.362                        | 248.515                |
| Proceedings on Commission | -                              | 22.269                 |

#### Average length of time (days)

| Individual proceedings | Seizures | Evictions |
|------------------------|----------|-----------|
| 12,3                   | 25,67    | 32,75     |

### INFORMATION REQUESTS ON PNJ NETWORK

| Access to web sites                                     | 2012              | 2013              | Evolution    |
|---|-------------------|-------------------|--------------|
| Directorate General of road traffic                     | 4.137.156         | 4.649.861         | 12,4%        |
| CORPME (Registrar Association)                          | 21.884            | 33.902            | 54,9%        |
| Police  | 1.937.636         | 5.684.172         | 193,4%       |
| AEAT (Tax Agency) + AEATWS                              | 7.131.245         | 9.005.232         | 26,3%        |
| Land Registry   | 528.506           | 2.624.186         | 396,5%       |
| SEPE (Employment Service)                               | 1.976.796         | 2.217.889         | 12,2%        |
| INE (Statistics Institute- Municipal Register)          | 1.909.993         | 2.222.099         | 16,3%        |
| FOGASA (Found subsidized severance pay)                 | 126.056           | 151.197           | 19,9%        |
| Leaves and vacations                                    | 12.932            | 13.770            | 6,5%         |
| Seizures  | 258.129           | 780.284           | 202,3%       |
| Request letters   | 21.303            | 108.660           | 410,1%       |
| Court Fees  |                   | 611.089           |              |
| TGSS (General Treasury of the Social Security)          |                   | 66.975            |              |
| INSS (Social Security National Institute)               |                   | 356.078           |              |
| Central Registry Office of Births, Marriages and Deaths |                   | 40.902            |              |
| <b>Total</b>  | <b>18.061.636</b> | <b>28.566.296</b> | <b>58,2%</b> |

| Special services      | 2012             | 2013             | Evolution    |
|-----------------------|------------------|------------------|--------------|
| Comprehensive inquiry | 2.359.038        | 2.882.239        | 22,2%        |
| Prison bodies         | 16.677           | 985.581          | 5.809,8%     |
| Downloads             | 2.609.774        | 3.123.970        | 19,7%        |
| <b>Total</b>          | <b>4.985.489</b> | <b>6.991.790</b> | <b>40,2%</b> |

**NUMBER OF CONVICTS AT 31ST DECEMBER 2013** <sup>24</sup>

|                    | Convicts      |              |               | % Foreigners |              |              |
|--------------------|---------------|--------------|---------------|--------------|--------------|--------------|
|                    | Men           | Women        | Total         | Men          | Women        | Total        |
| Andalusia          | 14.094        | 1096         | 15.190        | 17,5%        | 19,2%        | 17,6%        |
| Aragon             | 2159          | 114          | 2273          | 39,7%        | 37,7%        | 39,6%        |
| Asturias           | 1245          | 140          | 1385          | 10,0%        | 11,4%        | 10,1%        |
| Balearic Islands   | 1580          | 135          | 1715          | 33,9%        | 27,4%        | 33,4%        |
| Canary Islands     | 3333          | 254          | 3587          | 20,0%        | 35,8%        | 21,2%        |
| Cantabria          | 623           | 21           | 644           | 19,4%        | 19,0%        | 19,4%        |
| Castille and Leon  | 4.949         | 350          | 5.299         | 50,4%        | 42,3%        | 49,8%        |
| Castille-La Mancha | 1850          | 35           | 1885          | 32,1%        | 45,7%        | 32,3%        |
| Catalonia          | 9.153         | 644          | 9.797         | 44,8%        | 37,4%        | 44,3%        |
| Valencian Region   | 6.350         | 590          | 6.940         | 26,6%        | 21,0%        | 26,1%        |
| Extremadura        | 1148          | 65           | 1213          | 14,9%        | 12,3%        | 14,8%        |
| Galicia            | 3465          | 223          | 3688          | 26,7%        | 25,6%        | 26,7%        |
| Madrid (Region)    | 7.897         | 1019         | 8.916         | 45,8%        | 52,3%        | 46,6%        |
| Murcia (Región)    | 1497          | 140          | 1637          | 25,1%        | 32,1%        | 25,7%        |
| Navarra (Region)   | 290           | 23           | 313           | 25,9%        | 21,7%        | 25,6%        |
| Basque Country     | 1213          | 164          | 1377          | 28,4%        | 22,6%        | 27,7%        |
| Rioja (La)         | 345           | 27           | 372           | 29,6%        | 29,6%        | 29,6%        |
| Ceuta              | 180           | 21           | 201           | 37,8%        | 19,0%        | 35,8%        |
| Melilla            | 311           | 22           | 333           | 47,9%        | 45,5%        | 47,7%        |
| <b>Total</b>       | <b>61.682</b> | <b>5.083</b> | <b>66.765</b> | <b>31,6%</b> | <b>32,2%</b> | <b>31,6%</b> |

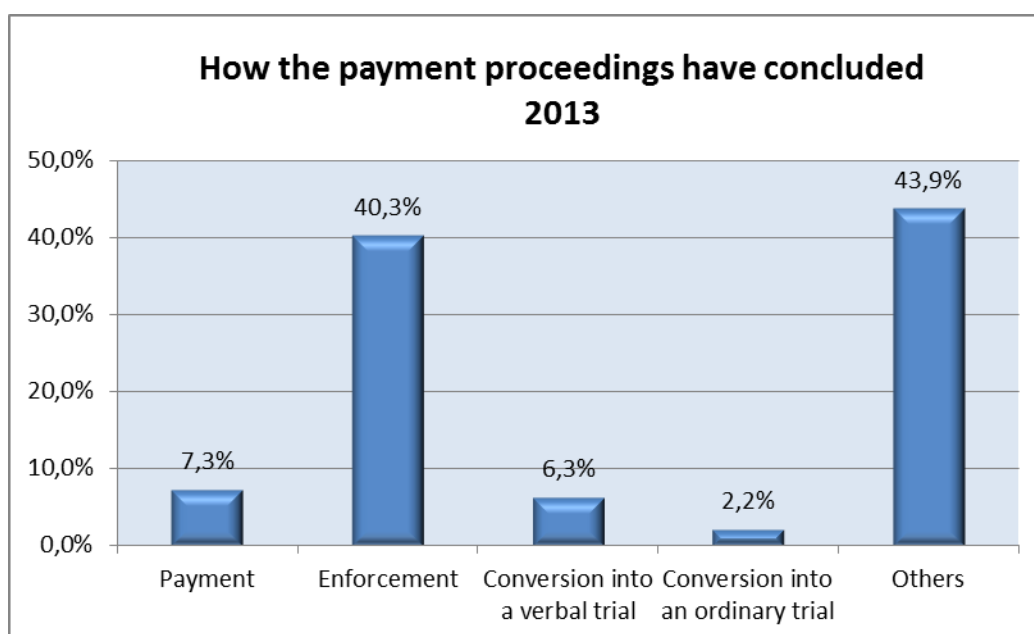
<sup>24</sup> Source: Home Office. General Direction of Penitentiary Institutions. General Statistics of penitentiary population.

## **IMPORTANT CASES HANDLING**

**PAYMENT PROCEEDINGS<sup>25</sup>**

|                         | 2009    | 2010    | 2011    | 2012    | 2013    |
|-------------------------|---------|---------|---------|---------|---------|
| Incoming cases          | 856.875 | 895.127 | 683.704 | 699.930 | 563.176 |
| Resolved                | 689.756 | 850.330 | 811.668 | 730.361 | 680.488 |
| Pending at the year end | 572.384 | 605.755 | 467.293 | 435.385 | 317.329 |

|                         | Evolution<br>2009/2010 | Evolution<br>2010/2011 | Evolution<br>2011/2012 | Evolution<br>2012/2013 |
|-------------------------|------------------------|------------------------|------------------------|------------------------|
| Incoming cases          | 4,5%                   | -23,6%                 | 2,4%                   | -19,5%                 |
| Resolved                | 23,3%                  | -4,5%                  | -10,0%                 | -6,8%                  |
| Pending at the year end | 5,8%                   | -22,9%                 | -6,8%                  | -27,1%                 |



|             | Incoming<br>enforcements | Enforcements<br>of payment<br>proceedings | % Enforcements<br>from payment<br>proceedings |
|-------------|--------------------------|---|---|
| <b>2009</b> | 685.280                  | 267.222                                   | 39,0%   |
| <b>2010</b> | 696.331                  | 304.333                                   | 43,7%   |
| <b>2011</b> | 650.788                  | 309.799                                   | 47,6%   |
| <b>2012</b> | 662.754                  | 285.201                                   | 43,0%   |
| <b>2013</b> | 633.052                  | 274.532                                   | 43,4%   |

<sup>25</sup> Only in Courts of First Instance and Courts of First Instance and Enquiry

## DIVORCES AND SEPARATIONS

|                    | Annulment  | Consensual Divorces | Litigious Divorces | Consensual Separations | Litigious Separations |
|--------------------|------------|---------------------|--------------------|------------------------|-----------------------|
| Andalusia          | 46         | 11.366              | 10.578             | 870                    | 575                   |
| Aragon             | 2          | 1.762               | 904                | 117                    | 48                    |
| Asturias           | 4          | 1.734               | 1.128              | 117                    | 52                    |
| Balearic Islands   | 2          | 1.905               | 973                | 95                     | 34                    |
| Canary Islands     | 4          | 3.665               | 3.212              | 194                    | 132                   |
| Cantabria          | 1          | 948                 | 588                | 48                     | 24                    |
| Castille and Leon  | 7          | 2.815               | 1.861              | 236                    | 114                   |
| Castille-La Mancha | 9          | 2.535               | 1.921              | 184                    | 95                    |
| Catalonia          | 37         | 13.944              | 7.101              | 861                    | 257                   |
| Valencian          | 24         | 8.560               | 5.609              | 522                    | 269                   |
| Extremadura        | 0          | 1.241               | 997                | 133                    | 72                    |
| Galicia            | 10         | 3.778               | 2.867              | 239                    | 142                   |
| Madrid             | 17         | 9.945               | 5.990              | 593                    | 249                   |
| Murcia             | 3          | 2.045               | 1.561              | 151                    | 75                    |
| Navarre            | 3          | 891                 | 403                | 65                     | 20                    |
| Basque Country     | 6          | 2.793               | 1.686              | 174                    | 70                    |
| Rioja (La)         | 3          | 399                 | 230                | 32                     | 3                     |
| <b>Total</b>       | <b>178</b> | <b>70.326</b>       | <b>47.609</b>      | <b>4.631</b>           | <b>2.231</b>          |

## NON-CONTENTIOUS PROCEEDINGS

|                    | Incoming cases | Resolved      | Pending at the year end |
|--------------------|----------------|---------------|-------------------------|
| Andalusia          | 8.121          | 9.102         | 6.630                   |
| Aragon             | 1.743          | 1.810         | 746                     |
| Asturias           | 2.091          | 2.152         | 753                     |
| Balearic Islands   | 1.220          | 1.236         | 810                     |
| Canary Islands     | 1.896          | 2.115         | 2.192                   |
| Cantabria          | 1.207          | 1.277         | 397                     |
| Castille and Leon  | 5.662          | 6.090         | 3.165                   |
| Castille-La Mancha | 2.396          | 2.552         | 2.216                   |
| Catalonia          | 6.098          | 6.344         | 4.187                   |
| Valencian          | 5.164          | 5.333         | 3.838                   |
| Extremadura        | 1.316          | 1.340         | 904                     |
| Galicia            | 5.078          | 4.713         | 2.507                   |
| Madrid             | 8.009          | 7.955         | 4.365                   |
| Murcia             | 1.661          | 1.700         | 1.296                   |
| Navarre            | 1.214          | 1.177         | 501                     |
| Basque Country     | 3.646          | 3.602         | 1.544                   |
| Rioja (La)         | 481            | 475           | 203                     |
| <b>Total</b>       | <b>57.003</b>  | <b>58.973</b> | <b>36.254</b>           |

## BANKRUPTCY PROCEEDINGS INCOMING IN COMMERCIAL COURTS

|                    | 2012          | 2013          | Evolution<br>2012/2013 |
|--------------------|---------------|---------------|------------------------|
| Andalusia          | 1.379         | 1.265         | -9,0%                  |
| Aragon             | 326           | 345           | 5,5%                   |
| Asturias           | 230           | 215           | -7,0%                  |
| Balearic Islands   | 247           | 547           | 54,8%                  |
| Canary Islands     | 269           | 345           | 22,0%                  |
| Cantabria          | 131           | 109           | -20,2%                 |
| Castille and Leon  | 439           | 495           | 11,3%                  |
| Castille-La Mancha | 377           | 404           | 6,7%                   |
| Catalonia          | 2.144         | 2.114         | -1,4%                  |
| Valencian Region.  | 1.517         | 1.404         | -8,0%                  |
| Extremadura        | 148           | 177           | 16,4%                  |
| Galicia            | 564           | 611           | 7,7%                   |
| Madrid             | 1.424         | 1.742         | 18,3%                  |
| Murcia             | 344           | 373           | 7,8%                   |
| Navarre            | 155           | 163           | 4,9%                   |
| Basque Country     | 524           | 543           | 3,5%                   |
| Rioja (La)         | 72            | 97            | 25,8%                  |
| <b>Total</b>       | <b>10.290</b> | <b>10.949</b> | <b>6,0%</b>            |

### On Bankruptcy and on liquidation

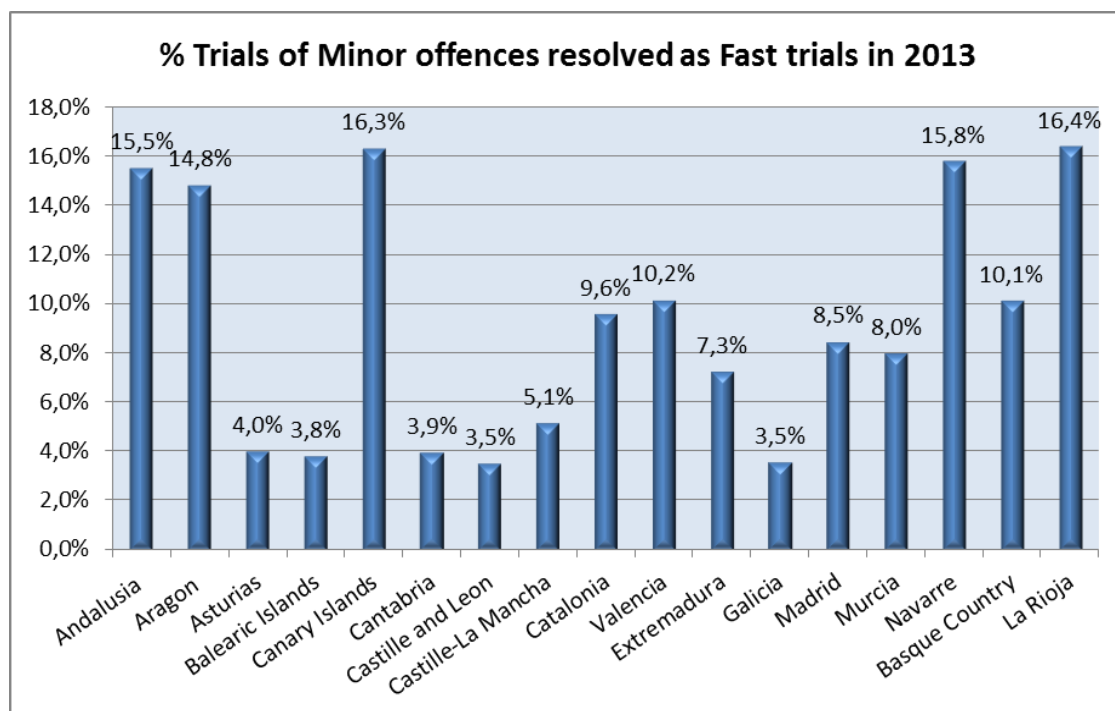
|                    | On receivership     |                           |              | On liquidation                       |              |                               |
|--------------------|---------------------|---------------------------|--------------|--------------------------------------|--------------|-------------------------------|
|                    | Free<br>proceedings | Compulsory<br>proceedings | Total        | Incoming<br>and<br>reopened<br>cases | Resolved     | Pending<br>at the<br>year end |
| Andalusia          | 751                 | 70                        | 821          | 698                                  | 163          | 1.674                         |
| Aragon             | 238                 | 31                        | 269          | 179                                  | 114          | 446                           |
| Asturias           | 179                 | 11                        | 190          | 93                                   | 16           | 241                           |
| Balearic Islands   | 419                 | 18                        | 437          | 218                                  | 29           | 632                           |
| Canary Islands     | 211                 | 36                        | 247          | 96                                   | 1            | 201                           |
| Cantabria          | 92                  | 8                         | 100          | 103                                  | 17           | 258                           |
| Castille and Leon  | 368                 | 26                        | 394          | 269                                  | 110          | 679                           |
| Castille-La Mancha | 271                 | 24                        | 295          | 248                                  | 124          | 419                           |
| Catalonia          | 1.642               | 43                        | 1.685        | 1.434                                | 834          | 2.849                         |
| Valencian Region   | 884                 | 72                        | 956          | 796                                  | 459          | 1.836                         |
| Extremadura        | 101                 | 11                        | 112          | 103                                  | 15           | 234                           |
| Galicia            | 480                 | 31                        | 511          | 465                                  | 265          | 1.097                         |
| Madrid             | 1.189               | 49                        | 1.238        | 713                                  | 347          | 1.415                         |
| Murcia             | 219                 | 13                        | 232          | 336                                  | 67           | 516                           |
| Navarre            | 142                 | 3                         | 145          | 131                                  | 57           | 359                           |
| Basque Country     | 473                 | 17                        | 490          | 338                                  | 279          | 902                           |
| Rioja (La)         | 77                  | 0                         | 77           | 66                                   | 18           | 148                           |
| <b>Total</b>       | <b>7.736</b>        | <b>463</b>                | <b>8.199</b> | <b>6.286</b>                         | <b>2.915</b> | <b>13.906</b>                 |

### FAST TRIALS FOR CRIMINAL PROCEDURES <sup>26</sup>

| Urgent Proceedings | Approval Proceedings | % of Urgent Proceedings resolved as Fast trials |
|--------------------|----------------------|---|
| 206.649            | 101.456              | 49,1%   |

| Minor Offences Trials resolved | Minor Offences Trials resolved as Fast trials | % Minor Offences Trials resolved as Fast trials |
|--------------------------------|---|---|
| 1.062.188                      | 105.952                                       | 10,0%   |



<sup>26</sup> Information of Magistrates' Courts and Courts of First Instance and Enquiry as well as to Courts of Violence against Women has been included.



## JURY TRIALS

### Proceedings heard before Jury

|  | On remand  | Non remand | TOTAL      |
|--|------------|------------|------------|
| Magistrates' Courts and Courts of First Instance and Enquiry | 146        | 140        | 286        |
| Violence against women Courts                                | 38         | 4          | 42         |
| <b>Total</b>   | <b>184</b> | <b>144</b> | <b>328</b> |

### Judgements LO 5/1995

|                        | Total      | % of convictions | % of acquittals |
|------------------------|------------|------------------|-----------------|
| Domestic Violence      | 19         | 84,2%            | 15,8%           |
| Violence against Women | 42         | 100,0%           | 0,0%            |
| Rest                   | 304        | 89,8%            | 10,2%           |
| <b>Total</b>           | <b>365</b> | <b>90,7%</b>     | <b>9,3%</b>     |

### ON REMAND CASES

|  |              |
|--|--------------|
| Magistrates' Courts and Courts of First Instance and Enquiry | 3.357        |
| Violence against Women Courts                                | 294          |
| Provincial Courts  | 1.685        |
| Criminal Courts  | 796          |
| Central Enquiry Court  | 99           |
| Central Criminal Court                                       | 1            |
| National Court Criminal Chamber                              | 142          |
| <b>Total</b>   | <b>6.374</b> |

**IMMIGRATION**

|   | 2009      | 2010      | 2011      | 2012      | 2013      |
|---|-----------|-----------|-----------|-----------|-----------|
| Immigration Cases incoming in the H.C.J. Contentious Administrative Chamber | 1.351     | 1.026     | 997       | 1.130     | 937       |
| Immigration Cases incoming in the Administrative Courts                     | 52.139    | 34.816    | 36.153    | 30.064    | 23.637    |
| Immigration Cases Incoming in the Magistrates' Courts                       | 21.155    | 16.974    | 17.358    | 15.567    | 14.669    |
| Foreigner population registered as at 1 January                             | 5.648.671 | 5.747.734 | 5.751.487 | 5.736.258 | 5.546.238 |

**Percentage of Immigration cases to the overall incoming cases in 2013**

|                    | Administrative Court | H.C.J.      |
|--------------------|----------------------|-------------|
| Andalusia          | 19,5%                | 0,0%        |
| Aragon             | 23,1%                | 0,2%        |
| Asturias           | 5,2%                 | 0,0%        |
| Balearic Islands   | 23,8%                | 0,0%        |
| Canary Islands     | 9,5%                 | 0,4%        |
| Cantabria          | 16,8%                | 0,0%        |
| Castille and Leon  | 8,3%                 | 0,1%        |
| Castille-La Mancha | 20,0%                | 0,1%        |
| Catalonia          | 29,2%                | 0,0%        |
| Valencian Region   | 25,1%                | 0,0%        |
| Extremadura        | 5,2%                 | 0,0%        |
| Galicia            | 7,1%                 | 0,0%        |
| Madrid             | 24,5%                | 11,4%       |
| Murcia             | 28,8%                | 0,0%        |
| Navarre            | 17,8%                | 0,0%        |
| Basque Country     | 28,6%                | 0,0%        |
| Rioja (La)         | 22,9%                | 0,5%        |
| <b>Total</b>       | <b>20,3%</b>         | <b>2,8%</b> |

## DOMESTIC VIOLENCE

|                |                      | Protection<br>Orders | Formal<br>Complaints |
|----------------|----------------------|----------------------|----------------------|
| <b>Total</b>   |                      | <b>3.495</b>         | <b>18.594</b>        |
| <b>Victim</b>  | <b>Men</b>           |                      |                      |
|                | Spanish of legal age | 1.116                | 6.406                |
|                | Spanish underage     | 136                  | 555                  |
|                | Foreign of legal age | 116                  | 984                  |
|                | Foreign underage     | 27                   | 133                  |
|                | <b>Women</b>         |                      |                      |
|                | Spanish              | 2.009                | 9.312                |
|                | Spanish underage     | 170                  | 645                  |
|                | Foreign of legal age | 222                  | 1.492                |
|                | Foreign underage     | 51                   | 189                  |
| <b>Charged</b> | Spanish men          | 2.323                | 11.095               |
|                | Men Foreign men      | 310                  | 1.855                |
|                | Spanish women        | 704                  | 4.846                |
|                | Foreign women        | 183                  | 1.186                |

|                    | Formal<br>Complaints<br>2013 | Formal<br>Complaints<br>per 10,000<br>inhabitants in<br>2013 |
|--------------------|------------------------------|--|
| Andalusia          | 4.074                        | 4,7  |
| Aragon             | 259                          | 1,9  |
| Asturias           | 509                          | 4,8  |
| Balearic Islands   | 802                          | 7,2  |
| Canary Islands     | 1.157                        | 5,5  |
| Cantabria          | 268                          | 4,5  |
| Castille and Leon  | 1.181                        | 4,7  |
| Castille-La Mancha | 499                          | 2,4  |
| Catalonia          | 1.701                        | 2,3  |
| Valencian Region.  | 1.895                        | 3,7  |
| Extremadura        | 279                          | 2,5  |
| Galicia            | 966                          | 3,5  |
| Madrid             | 2.778                        | 4,3  |
| Murcia             | 638                          | 4,3  |
| Navarre            | 126                          | 2,0  |
| Basque Country     | 1.398                        | 6,4  |
| Rioja (La)         | 64                           | 2,0  |
| <b>Spain</b>       | <b>18.594</b>                | <b>3,9</b>   |

### Defendant's nationality

|                  | Convicted | Acquitted | Defendant | Population |
|------------------|-----------|-----------|-----------|------------|
| <b>Spanish</b>   | 87,8%     | 88,4%     | 88,1%     | 88,2%      |
| <b>Foreigner</b> | 12,2%     | 11,6%     | 11,9%     | 11,8%      |

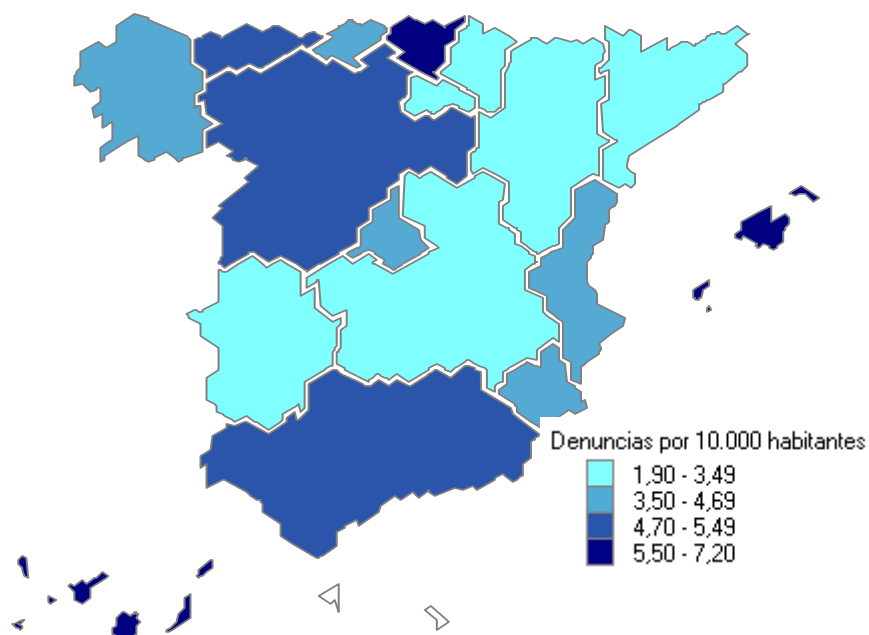
### Defendant's sex

|              | Convicted | Acquitted | Defendant |
|--------------|-----------|-----------|-----------|
| <b>Men</b>   | 78,7%     | 59,1%     | 69,4%     |
| <b>Women</b> | 21,3%     | 40,9%     | 30,6%     |

### Defendant's sex and nationality

|              | Convicted |           | Acquitted |           |
|--------------|-----------|-----------|-----------|-----------|
|              | Spanish   | Foreigner | Spanish   | Foreigner |
| <b>Men</b>   | 36,5%     | 4,9%      | 25,4%     | 2,6%      |
| <b>Women</b> | 9,7%      | 1,5%      | 16,5%     | 2,9%      |

### Formal Complaints per 10.000 inhabitants



## VIOLENCE AGAINST WOMEN

| Violence against women Courts | Incoming cases in the Court | Incoming cases from others bodies | Reopening | Resolved | Pending at the year end |
|-------------------------------|-----------------------------|-----------------------------------|-----------|----------|-------------------------|
| Urgent Procedures             | 46.530                      | 5.592                             | 316       | 52.468   | 257                     |
| Summaries                     | 270                         | 5                                 | 14        | 289      | 173                     |
| Preliminary Enquiries         | 64.569                      | 17.277                            | 1.204     | 82.525   | 20.228                  |
| Instant Committals            | 28.769                      | 204                               | 131       | 30.405   | 8.651                   |
| Minor offences Trials         | 9.941                       | 539                               | 82        | 10.563   | 1.362                   |
| Jury Procedures               | 42                          | 3                                 | 0         | 52       | 37                      |

### Protection orders, defendants and victims (In Violence against Women Courts)

| Protection Orders | Victims                    |                        |                              |                          | Defendants  |               |
|-------------------|----------------------------|------------------------|------------------------------|--------------------------|-------------|---------------|
|                   | Spanish women of legal age | Spanish women underage | Foreigner women of legal age | Foreigner women underage | Spanish men | Foreigner men |
| 32.831            | 22.502                     | 393                    | 9.656                        | 280                      | 22.850      | 9.981         |

### Protection orders by the claimant (In Violence against women Courts)

| Victims | Other persons | Public Prosecutor | Judge | Administration |
|---------|---------------|-------------------|-------|----------------|
| 95,5%   | 0,2%          | 3,5%              | 0,7%  | 0,1%           |

### Defendants ordered by nationality (In Violence against women Courts)

|                  | Convicted | Acquitted | Defendant | Population |
|------------------|-----------|-----------|-----------|------------|
| <b>Spanish</b>   | 75,9%     | 84,3%     | 78,1%     | 88,2%      |
| <b>Foreigner</b> | 24,1%     | 15,7%     | 21,9%     | 11,8%      |

### Defendants ordered by sex (In Violence against women Courts)

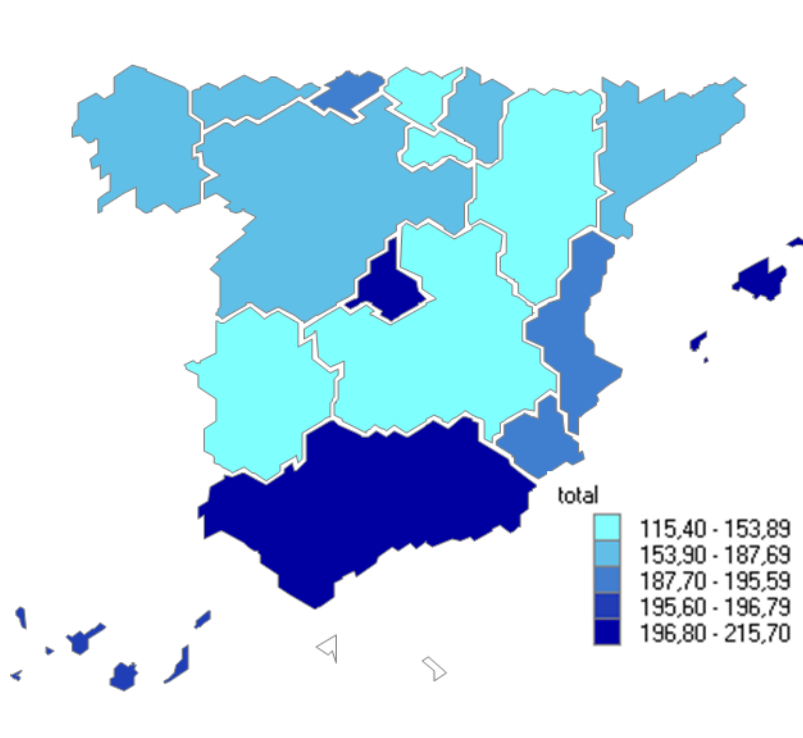
|              | Convicted | Acquitted | Defendant |
|--------------|-----------|-----------|-----------|
| <b>Men</b>   | 99,2%     | 98,3%     | 98,9%     |
| <b>Women</b> | 0,8%      | 1,7%      | 1,1%      |

### Percentage of convictions among defendants

|                               | % convictions among defendants | % convictions among Spanish defendants | % convictions among foreigner defendants |
|-------------------------------|--------------------------------|--|--|
| Violence against women Courts | 73,3%                          | 71,2%                                  | 80,9%                                    |
| Criminal Courts               | 50,4%                          | 50,8%                                  | 49,4%                                    |
| Provincial courts             | 74,7%                          | 72,4%                                  | 79,5%                                    |

|                    | Complaints     | Complaints per<br>10.000 inhabitants |
|--------------------|----------------|--------------------------------------|
| Andalusia          | 27.056         | 31,4                                 |
| Aragon             | 3.074          | 22,8                                 |
| Asturias           | 2.438          | 22,8                                 |
| Balearic Islands   | 4.372          | 39,3                                 |
| Canary Islands     | 7.111          | 33,6                                 |
| Cantabria          | 1.137          | 19,2                                 |
| Castille and Leon  | 4.154          | 16,5                                 |
| Castille-La Mancha | 4.359          | 20,7                                 |
| Catalonia          | 17.149         | 22,7                                 |
| Valencian Region.  | 17.070         | 33,4                                 |
| Extremadura        | 1.934          | 17,5                                 |
| Galicia            | 5.174          | 18,7                                 |
| Madrid             | 19.506         | 30,0                                 |
| Murcia             | 4.656          | 31,6                                 |
| Navarre            | 1.219          | 18,9                                 |
| Basque Country     | 3.937          | 18,0                                 |
| Rioja (La)         | 548            | 17,0                                 |
| <b>Spain</b>       | <b>124.894</b> | <b>26,5</b>                          |

**Complaints per 10,000 inhabitants**



## RESOLVED CASES IN LABOR COURTS

|                    | Collective disputes | Dismissals     | Amounts        | Social Security | Work accident, occupational disease, occupational risk prevention | Challenge procedures against administrative acts in Labor and S. Security matters | Fundamental rights and public freedoms | Others        |
|--------------------|---------------------|----------------|----------------|-----------------|---|---|--|---------------|
| Andalusia          | 412                 | 17.437         | 20.109         | 13.075          | 274   | 302   | 226                                    | 4.157         |
| Aragon             | 140                 | 2.607          | 3.381          | 1.535           | 58  | 42  | 31                                     | 1.000         |
| Asturias           | 132                 | 2.623          | 4.251          | 3.293           | 119   | 160   | 37                                     | 887           |
| Balearic Islands   | 14                  | 1.992          | 2.119          | 1.054           | 19  | 55  | 23                                     | 524           |
| Canary Islands     | 173                 | 7.171          | 7.366          | 2.730           | 73  | 180   | 82                                     | 2.323         |
| Cantabria          | 55                  | 1.449          | 1.825          | 1.204           | 80  | 35  | 21                                     | 329           |
| Castille and Leon  | 162                 | 6.295          | 8.211          | 3.294           | 114   | 112   | 52                                     | 944           |
| Castille-La Mancha | 106                 | 4.409          | 6.746          | 2.185           | 102   | 117   | 97                                     | 978           |
| Catalonia          | 325                 | 22.055         | 17.666         | 12.048          | 490   | 435   | 222                                    | 3.173         |
| Valencian Region.  | 199                 | 11.655         | 12.780         | 7.520           | 328   | 223   | 160                                    | 1.449         |
| Extremadura        | 19                  | 2.032          | 1.928          | 773             | 104   | 42  | 10                                     | 261           |
| Galicia            | 202                 | 7.493          | 8.575          | 7.606           | 314   | 97  | 106                                    | 1.628         |
| Madrid             | 390                 | 20.764         | 22.339         | 6.146           | 116   | 193   | 272                                    | 4.876         |
| Murcia             | 41                  | 3.462          | 3.600          | 2.715           | 0   | 50  | 24                                     | 441           |
| Navarre            | 61                  | 905            | 1.593          | 917             | 92  | 13  | 11                                     | 452           |
| Basque Country     | 443                 | 6.055          | 7.162          | 3.032           | 418   | 140   | 45                                     | 1.972         |
| Rioja (La)         | 46                  | 711            | 1.283          | 354             | 5   | 10  | 5                                      | 92            |
| <b>Total</b>       | <b>2.920</b>        | <b>119.115</b> | <b>130.934</b> | <b>69.481</b>   | <b>2.706</b>  | <b>2.206</b>  | <b>1.424</b>                           | <b>25.486</b> |

## JUDICIAL AUCTIONS

### Judicial Auctions held in the Magistrates' Courts and in First Instance and Enquiry Courts

|                    | Judicial Auctions held |
|--------------------|------------------------|
| Andalusia          | 11.119                 |
| Aragon             | 1.580                  |
| Asturias           | 795                    |
| Balearic Islands   | 1.822                  |
| Canary Islands     | 2.941                  |
| Cantabria          | 568                    |
| Castille and Leon  | 2.981                  |
| Castille-La Mancha | 2.980                  |
| Catalonia          | 9.810                  |
| Valencian Region.  | 9.255                  |
| Extremadura        | 967                    |
| Galicia            | 1.784                  |
| Madrid             | 5.242                  |
| Murcia             | 1.579                  |
| Navarre            | 446                    |
| Basque Country     | 571                    |
| Rioja (La)         | 414                    |
| <b>Total</b>       | <b>54.854</b>          |

**INCOMING NULLITY SUITS**  
(art. 241.1de la L.O.P.J.)

|                    | Civil        | Criminal     | Contentious | Labor      | Special<br>Chambers<br>in H.C. | Total        |
|--------------------|--------------|--------------|-------------|------------|--------------------------------|--------------|
| Andalusia          | 632          | 270          | 166         | 128        |                                | 1.196        |
| Aragon             | 66           | 20           | 6           | 6          |                                | 98           |
| Asturias           | 72           | 16           | 6           | 24         |                                | 118          |
| Balearic Islands   | 183          | 27           | 15          | 12         |                                | 237          |
| Canary Islands     | 148          | 41           | 79          | 50         |                                | 318          |
| Cantabria          | 52           | 6            | 7           | 4          |                                | 69           |
| Castille and León  | 190          | 75           | 24          | 38         |                                | 327          |
| Castille-La Mancha | 167          | 58           | 14          | 93         |                                | 332          |
| Catalonia          | 484          | 193          | 81          | 97         |                                | 855          |
| Valencian Region.  | 285          | 99           | 253         | 83         |                                | 720          |
| Extremadura        | 82           | 19           | 28          | 11         |                                | 140          |
| Galicia            | 248          | 75           | 44          | 53         |                                | 420          |
| Madrid             | 513          | 240          | 64          | 69         |                                | 886          |
| Murcia             | 275          | 12           | 1           | 41         |                                | 329          |
| Navarre            | 20           | 5            | 36          | 5          |                                | 66           |
| Basque Country     | 142          | 52           | 55          | 22         |                                | 271          |
| Rioja (La)         | 40           | 3            | 0           | 0          |                                | 43           |
| Central bodies     | 18           | 95           | 48          | 0          | 3                              | 164          |
| <b>Total</b>       | <b>3.617</b> | <b>1.306</b> | <b>927</b>  | <b>736</b> | <b>3</b>                       | <b>6.589</b> |

**LEGAL PROTECTION APPEALS LODGED BEFORE  
THE CONSTITUTIONAL COURT**

|  | 2011  | 2012  | 2013  |
|--|-------|-------|-------|
| Individual legal protection appeals <sup>27</sup>  | 7.098 | 7.205 | 7.376 |
| Incoming Nullity suits (art. 241.1de la L.O.P.J.). | 4.932 | 5.982 | 6.589 |

<sup>27</sup> Source: Constitutional Court Rapport



**PRELIMINARY RULING SUBMITS TO THE COURT OF JUSTICE OF THE E. U.** <sup>28</sup>

| <b>Matters</b>                         | <b>2013</b> | <b>2012</b> | <b>2011</b> |
|--|-------------|-------------|-------------|
| State Aid                              | 2           | -           | -           |
| Competition                            | 3           | 2           | -           |
| Environment and consumers              | 1           | -           | 6           |
| Area of freedom, security and justice  | -           | -           | 1           |
| Taxation                               | -           | 4           | 1           |
| Freedom of establishment               | -           | -           | 4           |
| Industrial policy                      | 1           | -           | 3           |
| Social policy                          | 6           | 3           | 4           |
| Principles of European law             | 1           | -           | -           |
| Intellectual and industrial property   | -           | -           | 1           |
| Consumers protection                   | 11          | 5           | 2           |
| Aproximation of laws                   | -           | 1           | 1           |
| Social Security for immigrants workers | -           | -           | 1           |
| Transport                              | -           | 1           | 3           |
| Public Procurement                     | 1           | -           | -           |
| <b>Total</b>                           | <b>26</b>   | <b>16</b>   | <b>27</b>   |

**INTERNATIONAL REQUEST OF JUDICIAL COOPERATION. CIVIL BODIES** <sup>29</sup>**INCOMING CASES**

| <b>Civil requests</b>                            | <b>2010</b> | <b>2011</b> | <b>2012</b> | <b>2013</b> |
|--|-------------|-------------|-------------|-------------|
| Services and sending documents Rgl. C.E. 1393/07 | 856         | 820         | 817         | 1024        |
| Taking of evidence Rgl. E. C. 1206/01            | 199         | 201         | 170         | 168         |
| European Union<br>Service of writs               | 436         | 588         | 650         | 663         |
| Urgents Proceedings                              | 14          | 11          | 40          | 26          |
| Rest   | 244         | 268         | 253         | 207         |
| Other countries                                  | 267         | 197         | 317         | 242         |

<sup>28</sup> Source: Court of Justice of the European Union

<sup>29</sup> Source: Judicial Statistics of the GCJ

## INTERNATIONAL REQUEST OF JUDICIAL COOPERATION. CRIMINAL BODIES <sup>30</sup>

### INCOMING CASES

| Criminal requests      | 2010  | 2011  | 2012  | 2013  |
|------------------------|-------|-------|-------|-------|
| <b>European Union</b>  |       |       |       |       |
| Service of writs       | 2.984 | 2.769 | 1.816 | 2.012 |
| Urgents Proceedings    | 121   | 148   | 167   | 92    |
| Rest                   | 1.269 | 1.067 | 861   | 859   |
| <b>Other countries</b> | 354   | 290   | 266   | 232   |

### EXTRADITIONS REQUESTS

|                | 2010  | 2011 | 2012 | 2013 |
|----------------|-------|------|------|------|
| Incoming cases | 974   | 1049 | 564  | 544  |
| Resolved       | 1.056 | 1057 | 545  | 542  |
| Pending        | 186   | 185  | 163  | 147  |

## INSTRUMENTS FOR MUTUAL RECOGNITION OF JUDICIAL DECISIONS THROUGHOUT THE UE

### Instruments transmitted<sup>31</sup>

|   | 2010 | 2011 | 2012 | 2013 |
|---|------|------|------|------|
| Certificates for enforcement of monetary sanctions (LO 2/2008 y Law 1/2008, 4 December) | --   | --   | 10   | 26   |
| Measures for freezing of evidence in criminal proceedings (Law 18/2006)                 | --   | --   | 21   | 4    |
| Confiscation orders according the Act 4/2010  | 127* | 172  | 4    | 25   |
| European Arrest Warrants and surrender procedures                                       | 176  | 223  | 427  | 603  |

<sup>30</sup> Source: Judicial Statistics of the GCJ

<sup>31</sup> Only figures from second quarter of 2010. After 2012 data of Criminal Courts, Central Enquiry Court, Provincial Court, National Court Criminal Chamber and Violence against Women Courts are included.

## Instruments received for mutual recognition of judicial decisions throughout the UE

### Incoming cases

|   | 2010  | 2011  | 2012  | 2013  |
|---|-------|-------|-------|-------|
| Certificates for enforcement of monetary sanctions (LO 2/2008 y Law 1/2008, 4 December) | --    | --    | 54    | 99    |
| Measures for seizures and freezing of evidence in criminal proceedings (Law 18/2006)    | --    | --    | 31    | 22    |
| Confiscation orders according the Act 4/2010  | --    | --    | 19    | 12    |
| European Arrest Warrants and surrender procedures                                       | 1.479 | 1.571 | 1.815 | 1.489 |

### SPECIAL INVESTIGATION INSTRUMENTS OF COOPERATION WITH FOREIGNERS AUTHORITIES

(Joint investigation teams, under covered agents, authorizing controlled deliveries)

|             | 2012 | 2013 |
|-------------|------|------|
| Transmitted | 119  | 68   |

### EXTRADITIONS SENDING TO OTHER COUNTRIES

|             | 2012 | 2013 |
|-------------|------|------|
| Transmitted | 178  | 181  |

### INTERNATIONAL REQUEST OF JUDICIAL CO-OPERATION TRANSMITTED BY JUDICIAL BODIES

|  | 2012  | 2013  |
|--|-------|-------|
| To a UE Member   | 2.509 | 2.552 |
| To a UE no-Member  | 574   | 590   |
| International request transmitted to a UE Member for proceedings that have before been asking a request to other UE Member | 74    | 107   |

**JUSTICES OF PEACE DATA**<sup>32</sup>

(Resolved cases)

|                    | <b>Minor<br/>Offences<br/>Trials</b> | <b>Rogatory<br/>Letters in<br/>Criminal<br/>Matters</b> | <b>Prepara-<br/>tory<br/>Proce-<br/>edings</b> | <b>Other<br/>Criminal<br/>Matters</b> | <b>Oral<br/>trials</b> | <b>Concilia-<br/>tion<br/>Proce-<br/>edings</b> | <b>Rogatory<br/>Letters in<br/>Civil<br/>Matters</b> | <b>Other<br/>civil<br/>matters</b> |
|--------------------|--------------------------------------|---|--|---------------------------------------|------------------------|---|--|------------------------------------|
| Andalusia          | 7.119                                | 131.671   | 15.068   | 22.050                                | 1.385                  | 5.499   | 163.663  | 31.335                             |
| Aragon             | 342                                  | 20.492  | 394  | 1.568                                 | 341                    | 699   | 26.113   | 6.181                              |
| Asturias           | 131                                  | 19.098  | 16   | 220                                   | 8                      | 447   | 9.862  | 7.169                              |
| Balearic Islands   | 998                                  | 12.584  | 189  | 296                                   | 72                     | 924   | 30.278   | 1.793                              |
| Canary Islands     | 1.432                                | 16.372  | 698  | 1.117                                 | 59                     | 590   | 39.079   | 4.073                              |
| Cantabria          | 441                                  | 24.911  | 60   | 46                                    | 1                      | 822   | 25.178   | 199                                |
| Castille and Leon  | 1.182                                | 84.247  | 518  | 2.474                                 | 7                      | 2.127   | 69.927   | 9.060                              |
| Castille-La Mancha | 1.801                                | 52.166  | 1.917  | 5.928                                 | 1                      | 2.902   | 52.326   | 402                                |
| Catalonia          | 3.483                                | 152.760   | 2.286  | 6.111                                 | 978                    | 5.065   | 167.925  | 11.196                             |
| Valencian Region.  | 6.415                                | 151.529   | 5.815  | 12.358                                | 2.003                  | 5.796   | 134.026  | 21.028                             |
| Extremadura        | 554                                  | 25.238  | 527  | 4.098                                 | 5                      | 904   | 17.234   | 8.206                              |
| Galicia            | 1.688                                | 52.257  | 2.773  | 6.332                                 | 140                    | 3.716   | 38.188   | 20.583                             |
| Madrid             | 1.146                                | 17.453  | 615  | 2.198                                 | 136                    | 1.762   | 43.568   | 6.172                              |
| Murcia             | 361                                  | 15.218  | 1.537  | 757                                   | 3                      | 1.288   | 24.379   | 1.605                              |
| Navarre            | 262                                  | 20.060  | 0  | 288                                   | 0                      | 460   | 16.936   | 1.616                              |
| Basque Country     | 863                                  | 76.132  | 771  | 3.233                                 | 88                     | 1.515   | 46.644   | 4.447                              |
| Rioja (La)         | 91                                   | 7.298   | 0  | 3                                     | 0                      | 243   | 8.259  | 20                                 |
| <b>Total</b>       | <b>28.309</b>                        | <b>879.486</b>  | <b>33.184</b>                                  | <b>69.077</b>                         | <b>5.227</b>           | <b>34.759</b>                                   | <b>913.585</b>                                       | <b>135.085</b>                     |

<sup>32</sup> Source: National Statistics Institute

## CONCILIATION PROCEEDINGS <sup>33</sup>

|  | Individual Conciliations concluded                   |   | Jointly Conciliations concluded                   |               |                  |   |                |                  |
|--|--|---|---|---------------|------------------|---|----------------|------------------|
|  | Conciliation and Arbitration Services Aut. - Regions | Out-of-court Body settling the labor disputes | Conciliation and Arbitration Services. of Regions |               |                  | Out-of-court Body settling the labor disputes |                |                  |
|  |  |   | Total   | Firms         | Workers          | Total   | Firms          | Workers          |
| Andalusia                                | 68.493   | 374   | -   | -             | -                | 1.453   | 119.834        | 922.508          |
| Aragon                                   | 8.449  | 8.657   | 1   | 2             | 309              | 164   | 10.920         | 90.340           |
| Asturias                                 | 12.196   | -   | -   | -             | -                | 211   | 2.571          | 75.194           |
| Balearic Islands (1)(2)                  | 11.594   | 11.594  | 64  | -             | -                | 64  | ..             | ..               |
| Canary Islands                           | 28.392   | -   | -   | -             | -                | 305   | 305            | 71.498           |
| Cantabria (1)                            | 5.052  | 5.052   | -   | -             | -                | 157   | 6.809          | 63.121           |
| Castille-La Mancha                       | 19.712   | -   | 1   | 1             | 160              | 244   | 7.941          | 151.673          |
| Castille and Leon                        | 28.329   | -   | 3   | 3             | 179              | 398   | 4.969          | 162.326          |
| Catalonia                                | 92.722   | 220   | 227   | 25.789        | 394.467          | 1.061   | 14.124         | 762.550          |
| Valencian Region                         | 48.795   | -   | -   | -             | -                | 510   | 7.697          | 216.250          |
| Extremadura                              | 7.588  | -   | 4   | 7             | 114              | 81  | 3.212          | 40.295           |
| Galicia                                  | 29.366   | -   | 185   | 244           | 45.377           | 77  | 12.365         | 60.750           |
| Madrid                                   | 104.965  | 9   | 137   | 159           | 200.955          | 811   | 22.253         | 711.946          |
| Murcia                                   | 18.938   | -   | -   | -             | -                | 146   | 6.659          | 70.612           |
| Navarre (2)                              | 3.525  | 3.542   | 57  | 3.505         | 49.389           | 45  | 45             | ..               |
| Basque Country (2)                       | 35.687   | -   | -   | -             | -                | 1.256   | ..             | 415.882          |
| Rioja (La)                               | 3.380  | 957   | 9   | 9             | 838              | 27  | 37             | 6.884            |
| Ceuta & Melilla                          | 1.884  | -   | 10  | 8             | 4                | -   | -              | -                |
| Inter-Aut. Regions                       | -  | -   | -   | -             | -                | -   | -              | -                |
| SIMA (Conciliat-Arbitration Service) (1) | -  | -   | 55  | 77            | 339.526          | 531   | 267.584        | 4.123.666        |
| <b>TOTAL</b>                             | <b>529.067</b>                                       | <b>30.405</b>                                 | <b>753</b>  | <b>29.804</b> | <b>1.031.318</b> | <b>7.541</b>                                  | <b>487.325</b> | <b>7.945.495</b> |

(1) The Individual Conciliations concluded in out-of-court Bodies of Balearic Islands (TAMIB) and Cantabria (ORECLA) have also included.

(2) The out-of-court Body setting the labor disputes in Balearic Islands (TAMIB) does not provide data of firms and workers. The out-of-court bodies in Navarre and Basque Country provide incomplete information (not firm's data in Navarre, not workers data in Basque Country).

<sup>33</sup> Source: Ministry of Employment and Social Security. 2013

**LABOR ARBITRATION** <sup>34</sup>

|   | Out-of-court settling<br>disputes bodies |              |               |
|---|--|--------------|---------------|
|   | Total                                    | Firms        | Workers       |
| Andalusia                                   | 3  | 1.202        | 6.626         |
| Aragon                                      | 0  | 0            | 0             |
| Asturias                                    | -  | -            | -             |
| Balearic Islands                            | -  | -            | -             |
| Canary Islands                              | -  | -            | -             |
| Cantabria                                   | -  | -            | -             |
| Castille and Leon                           | 8  | ..           | ..            |
| Castille-La Mancha                          | -  | -            | -             |
| Catalonia                                   | 17                                       | 106          | 12.883        |
| Valencian Region                            | 5  | 2.789        | 49.769        |
| Extremadura                                 | 1  | 1            | 530           |
| Galicia                                     | 17                                       | 219          | 4.102         |
| Madrid                                      | -  | -            | -             |
| Murcia                                      | -  | -            | -             |
| Navarre                                     | -  | -            | -             |
| Basque Country                              | 10                                       | ..           | 1.910         |
| Rioja (La)                                  | 2  | 2            | 2             |
| Ceuta & Melilla                             | -  | -            | -             |
| Inter-Aut. Regions                          | -  | - -          |               |
| SIMA (Conciliat-Arbitration<br>Service) (*) | 6  | 6            | 5.820         |
| <b>Total</b>                                | <b>69</b>                                | <b>4.325</b> | <b>81.642</b> |

(\*) The data elaborating by out-of-court bodies in Balearic Islands (TAMIB) and Cantabria (ORECLA) have been included, because both these Regions have not a SIMA Unit.

<sup>34</sup> Source: Ministry of Employment and Social Security

## **THE QUALITY OF THE COURT SYSTEM**

## JUDGMENTS BY TYPE OF JUDGE

One indicator of the quality of judgments is the percentage of them delivered by professional judges. The data provided in the third column (supplementary) of the following tables refer to non-professional judges.

Source: Judicial Statistics. General Council of the Judiciary

### Courts of Civil Jurisdiction

|                                       | Judge appointed to the Court | Judge from another Court | Temporary Judges | Supplementary | Judges for a judicial area | Others |
|---------------------------------------|------------------------------|--------------------------|------------------|---------------|----------------------------|--------|
| Courts of First Instance and Enquiry  | 83,1                         | 0,7                      | 12,2             | 1,4           | 1,4                        | 1,2    |
| Courts of First Instance              | 92,8                         | 0,7                      | 4,3              | 0,2           | 0,8                        | 1,1    |
| Family Courts of First Instance       | 86,1                         | 1,7                      | 8,8              | 0,5           | 0,6                        | 2,2    |
| Comercial Courts                      | 69,7                         | 0,6                      | 7,9              | 17,0          | 2,9                        | 1,9    |
| Provincial Courts. Mixed Divisions    | 93,6                         | -                        | 2,9              | 3,1           | -                          | 0,4    |
| Provincial Courts. Civil Division     | 93,2                         | -                        | 3,8              | 2,4           | -                          | 0,6    |
| Provincial Courts. Commercial Chamber | 97,3                         | -                        | 1,5              | 1,1           | -                          | 0,1    |
| H.C.J. Civil and Criminal Chamber     | 97,5                         | 0,0                      | 0,0              | 1,4           | -                          | 1,1    |
| High Court 1st Chamber                | 88,4                         | -                        | 0,0              | 0,0           | -                          | 11,6*  |

\* settled by meritorious judges

### Courts of First Instance, Courts of First Instance and Enquiry. Civil proceedings (family matters included)

|                    | Judge appointed to the Court | Judge from another Court | Temporary Judges | Supplementary | Judges for a judicial area | Others     |
|--------------------|------------------------------|--------------------------|------------------|---------------|----------------------------|------------|
| Andalusia          | 86,6                         | 0,9                      | 8,7              | 1,2           | 1,1                        | 1,5        |
| Aragon             | 87,5                         | 0,4                      | 7,4              | 1,3           | 3,3                        | 0,2        |
| Asturias           | 94,5                         | 1,8                      | 3,3              | 0,0           | 0,5                        | 0,0        |
| Balearic Islands   | 82,1                         | 0,7                      | 10,7             | 0,5           | 1,0                        | 5,0        |
| Canarias           | 87,4                         | 0,2                      | 9,9              | 0,7           | 0,5                        | 1,3        |
| Cantabria          | 91,0                         | 0,3                      | 4,4              | 0,6           | 3,6                        | 0,1        |
| Castille and Leon  | 90,9                         | 0,2                      | 6,1              | 0,6           | 0,7                        | 1,6        |
| Castille-La Mancha | 85,4                         | 0,6                      | 10,1             | 0,4           | 1,1                        | 2,5        |
| Cataluña           | 80,8                         | 1,1                      | 14,8             | 1,0           | 1,3                        | 1,0        |
| Valencian Region.  | 88,3                         | 1,3                      | 7,9              | 0,8           | 0,4                        | 1,3        |
| Extremadura        | 89,0                         | 1,4                      | 8,0              | 0,0           | 1,6                        | 0,0        |
| Galicia            | 88,4                         | 0,2                      | 9,2              | 0,1           | 1,2                        | 1,0        |
| Madrid             | 89,4                         | 1,2                      | 6,0              | 0,8           | 1,1                        | 1,6        |
| Murcia             | 82,3                         | 0,8                      | 8,8              | 4,1           | 0,4                        | 3,8        |
| Navarre            | 95,3                         | 0,1                      | 3,6              | 0,0           | 0,0                        | 0,9        |
| Basque Country     | 88,2                         | 1,9                      | 8,9              | 0,0           | 0,7                        | 0,3        |
| Rioja (La)         | 93,6                         | 0,3                      | 3,2              | 0,0           | 2,9                        | 0,0        |
| <b>Total</b>       | <b>86,8</b>                  | <b>0,9</b>               | <b>9,0</b>       | <b>0,8</b>    | <b>1,1</b>                 | <b>1,4</b> |



### Courts of Criminal Jurisdiction

|                                      | Judge appointed to the Court | Judge from another Court | Temporary Judges | Supplementary | Judges for a judicial area | Other |
|--------------------------------------|------------------------------|--------------------------|------------------|---------------|----------------------------|-------|
| Magistrates' Courts                  | 90,7                         | 2,8                      | 2,9              | 0,9           | 1,2                        | 1,5   |
| Courts of First Instance and Enquiry | 84,8                         | 1,7                      | 10,0             | 1,2           | 1,5                        | 0,8   |
| Violence against Women               | 83,6                         | 5,5                      | 8,5              | 1,0           | 0,6                        | 0,8   |
| Juvenile Courts                      | 91,4                         | 1,8                      | 2,1              | 1,8           | 0,7                        | 2,2   |
| Criminal Courts                      | 85,9                         | 1,2                      | 6,3              | 3,7           | 1,7                        | 1,3   |
| Provincial Courts. Criminal Division | 91,4                         | 0,0                      | 3,5              | 4,1           | -                          | 1,0   |
| Provincial Courts. Mixed Divisions   | 93,3                         | 0,0                      | 2,6              | 2,0           | -                          | 2,1   |
| H.C.J. Civil and Criminal Chamber    | 98,7                         | 0,0                      | 0,0              | 0,7           | -                          | 0,6   |
| Central Criminal Courts              | 100,0                        | 0,0                      | 0,0              | 0,0           | -                          | 0,0   |
| National Court. Criminal Chamber     | 98,8                         | 0,0                      | 0,0              | 0,0           | -                          | 1,2   |
| High Court 2 <sup>nd</sup> . Chamber | 99,9                         | 0,0                      | 0,1              | 0,0           | -                          | 0,0   |

### Criminal Courts

|                    | Judge appointed to the Court | Judge from another Court | Temporary Judges | Supplementary | Judges for a judicial area | Other      |
|--------------------|------------------------------|--------------------------|------------------|---------------|----------------------------|------------|
| Andalusia          | 87,1                         | 1,1                      | 6,1              | 3,3           | 0,4                        | 2,1        |
| Aragon             | 88,4                         | 2,2                      | 5,3              | 4,0           | 0,0                        | 0,0        |
| Asturias           | 98,0                         | 0,7                      | 0,3              | 0,0           | 0,0                        | 1,1        |
| Balearic Islands   | 97,7                         | 1,7                      | 0,6              | 0,0           | 0,0                        | 0,0        |
| Canary Islands     | 86,1                         | 1,0                      | 5,4              | 5,9           | 1,4                        | 0,2        |
| Cantabria          | 83,0                         | 2,1                      | 14,9             | 0,0           | 0,0                        | 0,0        |
| Castille and Leon  | 70,0                         | 0,7                      | 10,6             | 6,4           | 5,5                        | 6,8        |
| Castille-La Mancha | 75,9                         | 1,2                      | 9,4              | 13,5          | 0,0                        | 0,0        |
| Catalonia          | 87,1                         | 1,6                      | 7,6              | 0,6           | 2,7                        | 0,5        |
| Valencian Region.  | 84,9                         | 1,2                      | 4,6              | 5,6           | 3,7                        | 0,0        |
| Extremadura        | 88,3                         | 0,4                      | 3,1              | 3,8           | 4,3                        | 0,0        |
| Galicia            | 91,1                         | 0,4                      | 4,8              | 0,0           | 0,0                        | 3,7        |
| Madrid             | 88,4                         | 1,1                      | 4,2              | 5,9           | 0,2                        | 0,2        |
| Murcia             | 78,4                         | 2,0                      | 4,0              | 0,0           | 9,3                        | 6,3        |
| Navarre            | 96,3                         | 0,8                      | 2,8              | 0,0           | 0,0                        | 0,1        |
| Basque Country     | 78,3                         | 1,3                      | 20,4             | 0,0           | 0,0                        | 0,1        |
| Rioja (La)         | 65,7                         | 0,0                      | 0,5              | 30,2          | 3,6                        | 0,0        |
| <b>Total</b>       | <b>85,9</b>                  | <b>1,2</b>               | <b>6,3</b>       | <b>3,7</b>    | <b>1,7</b>                 | <b>1,3</b> |

### Courts of Administrative Jurisdiction

|  | Judge appointed to the Court | Judge from another Court | Temporary Judges | Supplementary | Judges for a judicial area | Others |
|--|------------------------------|--------------------------|------------------|---------------|----------------------------|--------|
| Administrative Courts                              | 83,4                         | 1,4                      | 6,8              | 5,4           | 0,3                        | 2,8    |
| H.C.J. Contentious-Administrative Chamber          | 89,8                         | 0,0                      | 3,5              | 4,2           | -                          | 2,5    |
| Central Administrative Court                       | 73,5                         | 0,0                      | 15,5             | 10,3          | -                          | 0,7    |
| National Court. Contentious Administrative Chamber | 94,7                         | 0,0                      | 5,3              | 0,0           | -                          | 0,0    |
| High Court 3rd Chamber                             | 91,9                         | 0,0                      | 0,0              | 0,0           | -                          | 8,1*   |

\* settled by meritorious judges

### Administrative Courts

|                    | Judge appointed to the Court | Judge from another Court | Temporary Judges | Supplementary | Judges for a judicial area | Others     |
|--------------------|------------------------------|--------------------------|------------------|---------------|----------------------------|------------|
| Andalusia          | 78,6                         | 2,6                      | 6,3              | 6,3           | 0,4                        | 5,9        |
| Aragon             | 90,2                         | 0,3                      | 9,6              | 0,0           | 0,0                        | 0,0        |
| Asturias           | 99,4                         | 0,1                      | 0,5              | 0,0           | 0,0                        | 0,0        |
| Balearic Islands   | 12,7                         | 0,0                      | 45,2             | 9,4           | 5,5                        | 27,2       |
| Canary Islands     | 81,0                         | 2,2                      | 5,8              | 9,8           | 0,0                        | 1,2        |
| Cantabria          | 93,2                         | 2,1                      | 4,7              | 0,0           | 0,0                        | 0,0        |
| Castille and Leon  | 94,5                         | 1,2                      | 1,8              | 1,4           | 0,0                        | 1,1        |
| Castille-La Mancha | 89,4                         | 0,0                      | 8,6              | 2,0           | 0,0                        | 0,0        |
| Catalonia          | 73,2                         | 2,5                      | 16,0             | 3,7           | 0,0                        | 4,7        |
| Valencian Region   | 92,4                         | 0,1                      | 5,7              | 1,9           | 0,0                        | 0,0        |
| Extremadura        | 94,4                         | 2,8                      | 2,8              | 0,0           | 0,0                        | 0,0        |
| Galicia            | 87,6                         | 0,2                      | 5,7              | 3,8           | 0,0                        | 2,8        |
| Madrid             | 84,7                         | 1,1                      | 2,0              | 12,2          | 0,0                        | 0,0        |
| Murcia             | 89,8                         | 0,0                      | 5,2              | 0,0           | 2,3                        | 2,7        |
| Navarre            | 88,6                         | 0,0                      | 11,4             | 0,0           | 0,0                        | 0,0        |
| Basque Country     | 75,6                         | 1,5                      | 16,7             | 0,0           | 0,0                        | 6,2        |
| Rioja (La)         | 100,0                        | 0,0                      | 0,0              | 0,0           | 0,0                        | 0,0        |
| <b>Total</b>       | <b>83,4</b>                  | <b>1,4</b>               | <b>6,8</b>       | <b>5,4</b>    | <b>0,3</b>                 | <b>2,8</b> |

### Courts of Labor Jurisdiction

|                               | Judge appointed to the Court | Judge from another Court | Temporary Judges | Supplementary | Judges for a judicial area | Others |
|-------------------------------|------------------------------|--------------------------|------------------|---------------|----------------------------|--------|
| Labor Courts                  | 85,2                         | 0,8                      | 8,3              | 3,6           | 0,5                        | 1,6    |
| H.C.J. Labor Chamber          | 92,9                         | 0,0                      | 2,6              | 1,5           | -                          | 3,0    |
| National Court. Labor Chamber | 76,0                         | 0,0                      | 23,6             | 0,0           | -                          | 0,4    |
| High Court 4th Chamber        | 90,3                         | 0,0                      | 0,0              | 4,3           | -                          | 9,7*   |

\* settled by meritorious judges

### Labor Courts

|                    | Judge appointed to the Court | Judge from another Court | Temporary Judges | Supplementary | Judges for a judicial area | Others     |
|--------------------|------------------------------|--------------------------|------------------|---------------|----------------------------|------------|
| Andalusia          | 89,0                         | 0,3                      | 3,8              | 3,7           | 1,4                        | 1,9        |
| Aragon             | 97,0                         | 0,0                      | 3,0              | 0,0           | 0,0                        | 0,0        |
| Asturias           | 98,3                         | 1,2                      | 0,6              | 0,0           | 0,0                        | 0,0        |
| Balearic Islands   | 84,2                         | 0,1                      | 2,3              | 5,5           | 0,0                        | 7,9        |
| Canary Islands     | 80,6                         | 0,6                      | 11,2             | 0,0           | 0,8                        | 6,8        |
| Cantabria          | 99,5                         | 0,3                      | 0,2              | 0,0           | 0,0                        | 0,0        |
| Castille and Leon  | 88,0                         | 2,1                      | 7,6              | 2,3           | 0,0                        | 0,0        |
| Castille-La Mancha | 68,4                         | 0,1                      | 20,5             | 6,4           | 1,5                        | 3,1        |
| Catalonia          | 85,2                         | 1,5                      | 8,3              | 3,5           | 1,2                        | 0,4        |
| Valencian Region.  | 85,0                         | 1,2                      | 8,3              | 5,4           | 0,0                        | 0,2        |
| Extremadura        | 96,8                         | 0,2                      | 2,9              | 0,0           | 0,0                        | 0,1        |
| Galicia            | 75,3                         | 0,1                      | 14,3             | 5,1           | 0,0                        | 5,1        |
| Madrid             | 81,7                         | 0,0                      | 10,4             | 7,9           | 0,0                        | 0,0        |
| Murcia             | 89,4                         | 3,2                      | 7,3              | 0,0           | 0,0                        | 0,0        |
| Navarre            | 90,2                         | 0,0                      | 9,8              | 0,0           | 0,0                        | 0,0        |
| Basque Country     | 87,5                         | 0,7                      | 9,4              | 0,4           | 0,7                        | 1,3        |
| Rioja (La)         | 92,9                         | 1,0                      | 5,9              | 0,0           | 0,2                        | 0,1        |
| <b>Total</b>       | <b>85,2</b>                  | <b>0,8</b>               | <b>8,3</b>       | <b>3,6</b>    | <b>0,5</b>                 | <b>1,6</b> |

## COURTS OF APPEAL

Another indicator of the Quality of Justice is the result of heard and returned appeals. The relationship between the appeals filed during the year and the total of judgements (or judgements and writs) can show the appeal rate.

Source: Judicial Statistics. General Council of the Judiciary

### Courts of Civil Jurisdiction

|   | Appeals submitted higher Court/ Judgements | Appeals returned in the year |               |                   |         |
|---|--|------------------------------|---------------|-------------------|---------|
|   |  | Upheld                       | Revoked fully | Revoked partially | Quashed |
| First Instance Court of and First Instance and Enquiry Courts | 11,7                                       | 62,7                         | 15,8          | 20,9              | 0,6     |
| Commercial Courts   | 12,9                                       | 63,6                         | 19,5          | 16,0              | 0,9     |
| Provincial Courts   | 4,8  | 90,3                         | 6,7           | 2,5               | 0,5     |

### Cassation appeals in Provincial Courts for Civil Judgements

|                    | Appeals submitted higher Court / Judgements | Appeals returned in the year |               |                   |            |
|--------------------|---|------------------------------|---------------|-------------------|------------|
|                    |   | Upheld                       | Revoked fully | Revoked partially | Quashed    |
| Andalusia          | 3,5   | 90,4                         | 7,2           | 1,9               | 0,5        |
| Aragon             | 8,0   | 87,9                         | 11,3          | 0,7               | 0,0        |
| Asturias           | 4,1   | 91,6                         | 6,0           | 2,4               | 0,0        |
| Balearic Islands   | 4,7   | 92,4                         | 7,6           | 0,0               | 0,0        |
| Canary Islands     | 4,2   | 96,1                         | 2,4           | 1,6               | 0,0        |
| Cantabria          | 3,4   | 91,8                         | 8,2           | 0,0               | 0,0        |
| Castille and Leon  | 4,3   | 84,4                         | 11,9          | 3,8               | 0,0        |
| Castille-La Mancha | 3,8   | 84,0                         | 11,1          | 2,5               | 2,5        |
| Catalonia          | 4,9   | 86,7                         | 7,0           | 5,5               | 0,8        |
| Valencian Region.  | 5,8   | 91,6                         | 5,4           | 2,3               | 0,7        |
| Extremadura        | 4,4   | 94,4                         | 2,8           | 0,0               | 2,8        |
| Galicia            | 3,8   | 90,1                         | 5,4           | 3,0               | 1,5        |
| Madrid             | 5,8   | 93,4                         | 4,1           | 2,5               | 0,0        |
| Murcia             | 3,3   | 93,2                         | 6,8           | 0,0               | 0,0        |
| Navarre            | 7,6   | 93,9                         | 4,1           | 2,0               | 0,0        |
| Basque Country     | 8,3   | 86,3                         | 12,0          | 1,1               | 0,6        |
| Rioja (La)         | 6,3   | 94,4                         | 0,0           | 5,6               | 0,0        |
| <b>Total</b>       | <b>4,8</b>                                  | <b>90,3</b>                  | <b>6,7</b>    | <b>2,5</b>        | <b>0,5</b> |

### Courts of Criminal Jurisdiction

|   | Appeals submitted higher Court / Judgements | Appeals returned in the year |               |                   |         |
|---|---|------------------------------|---------------|-------------------|---------|
|   |   | Upheld                       | Revoked fully | Revoked partially | Quashed |
| Magistrates' Courts and First Instance and Enquiry Courts | 6,1   | 76,9                         | 12,8          | 8,4               | 1,9     |
| Violence against Women                                    | 5,0   | 78,1                         | 13,5          | 6,5               | 2,0     |
| Criminal Courts   | 21,4  | 75,5                         | 9,2           | 14,4              | 1,0     |
| Juvenile Courts   | 8,0   | 83,1                         | 8,0           | 8,2               | 0,7     |
| Provincial Courts.  | 3,4   | 89,4                         | 2,6           | 6,7               | 1,2     |
| National Court. Criminal Chamber                          | 29,7  | 68,7                         | 9,0           | 20,9              | 1,5     |
| Central Criminal Courts                                   | 20,4  | 85,7                         | 0,0           | 7,1               | 7,1     |

### Appeals in the Criminal Courts

|                    | Appeals submitted higher Court / Judgements | Appeals returned in the year |               |                   |            |
|--------------------|---|------------------------------|---------------|-------------------|------------|
|                    |   | Upheld                       | Revoked fully | Revoked partially | Quashed    |
| Andalusia          | 17,3  | 78,2                         | 9,2           | 11,9              | 0,8        |
| Aragon             | 21,7  | 84,6                         | 5,8           | 9,1               | 0,4        |
| Asturias           | 17,3  | 83,0                         | 6,2           | 10,0              | 0,8        |
| Balearic Islands   | 11,9  | 80,4                         | 3,7           | 13,8              | 2,0        |
| Canary Islands     | 19,6  | 78,7                         | 6,8           | 13,9              | 0,7        |
| Cantabria          | 32,6  | 77,6                         | 6,2           | 14,2              | 2,0        |
| Castille and Leon  | 18,7  | 75,1                         | 7,8           | 16,3              | 0,8        |
| Castille-La Mancha | 18,2  | 85,8                         | 8,9           | 5,1               | 0,2        |
| Catalonia          | 24,3  | 72,4                         | 9,9           | 16,6              | 1,1        |
| Valencian Region.  | 20,7  | 78,0                         | 9,8           | 11,5              | 0,8        |
| Extremadura        | 15,0  | 85,7                         | 6,4           | 7,9               | 0,0        |
| Galicia            | 22,6  | 78,6                         | 6,5           | 14,4              | 0,4        |
| Madrid             | 30,9  | 70,3                         | 10,6          | 17,7              | 1,4        |
| Murcia             | 15,3  | 76,7                         | 9,1           | 12,6              | 1,6        |
| Navarre            | 18,3  | 73,7                         | 9,2           | 16,5              | 0,6        |
| Basque Country     | 20,1  | 69,7                         | 11,0          | 18,0              | 1,2        |
| Rioja (La)         | 11,6  | 75,8                         | 12,1          | 12,1              | 0,0        |
| <b>Total</b>       | <b>21,4</b>                                 | <b>75,5</b>                  | <b>9,2</b>    | <b>14,4</b>       | <b>1,0</b> |

**Cassation appeals in the Provincial Courts  
for Criminal Judgments**

|                    | Appeals submitted<br>higher Court /<br>Judgements | Appeals returned in the year |                  |                      |            |
|--------------------|---|------------------------------|------------------|----------------------|------------|
|                    |   | Upheld                       | Revoked<br>fully | Revoked<br>partially | Quashed    |
| Andalusia          | 3,4   | 90,8                         | 1,4              | 7,0                  | 0,8        |
| Aragon             | 4,0   | 82,6                         | 8,7              | 7,2                  | 1,4        |
| Asturias           | 3,7   | 74,1                         | 8,6              | 5,2                  | 12,1       |
| Balearic Islands   | 2,7   | 74,1                         | 3,4              | 15,5                 | 6,9        |
| Canary Islands     | 4,7   | 91,8                         | 3,2              | 3,2                  | 1,9        |
| Cantabria          | 2,4   | 90,9                         | 0,0              | 9,1                  | 0,0        |
| Castille and Leon  | 1,9   | 89,7                         | 3,8              | 5,1                  | 1,3        |
| Castille-La Mancha | 2,7   | 84,1                         | 4,9              | 9,8                  | 1,2        |
| Catalonia          | 3,3   | 89,3                         | 3,3              | 6,6                  | 0,8        |
| Valencian Region.  | 4,0   | 91,5                         | 1,3              | 7,2                  | 0,0        |
| Extremadura        | 3,0   | 87,8                         | 4,9              | 4,9                  | 2,4        |
| Galicia            | 2,7   | 76,1                         | 0,0              | 20,7                 | 3,3        |
| Madrid             | 3,7   | 93,9                         | 1,8              | 3,9                  | 0,4        |
| Murcia             | 2,2   | 93,9                         | 0,0              | 6,1                  | 0,0        |
| Navarre            | 2,1   | 94,4                         | 0,0              | 5,6                  | 0,0        |
| Basque Country     | 3,3   | 87,6                         | 5,0              | 5,8                  | 1,7        |
| Rioja (La)         | 3,2   | 73,3                         | 0,0              | 26,7                 | 0,0        |
| <b>Total</b>       | <b>3,4</b>  | <b>89,4</b>                  | <b>2,6</b>       | <b>6,7</b>           | <b>1,2</b> |

### Courts of Administrative Jurisdiction

|   | Appeals submitted<br>higher Court /<br>Judgements | Appeals returned in the year |                  |                      |         |
|---|---|------------------------------|------------------|----------------------|---------|
|   |   | Upheld                       | Revoked<br>fully | Revoked<br>partially | Quashed |
| Administrative Courts                                 | 15,6  | 73,0                         | 19,3             | 7,2                  | 0,5     |
| Central Administrative Courts                         | 11,9  | 71,7                         | 22,8             | 4,5                  | 1,0     |
| National Court. Contentious<br>Administrative Chamber | 4,0   | 75,1                         | 16,2             | 5,0                  | 3,7     |
| H.C.J. Administrative Chamber                         | 17,0  | 80,5                         | 14,1             | 3,9                  | 1,5     |

### Appeals in the Administrative Courts

|                    | Appeals submitted<br>higher Court /<br>Judgements | Appeals returned in the year |                  |                      |            |
|--------------------|---|------------------------------|------------------|----------------------|------------|
|                    |   | Upheld                       | Revoked<br>fully | Revoked<br>partially | Quashed    |
| Andalusia          | 15,0  | 73,8                         | 19,1             | 6,7                  | 0,5        |
| Aragon             | 27,9  | 79,5                         | 14,3             | 6,2                  | 0,0        |
| Asturias           | 8,3   | 81,6                         | 15,7             | 2,2                  | 0,5        |
| Balearic Islands   | 12,7  | 56,9                         | 30,8             | 12,3                 | 0,0        |
| Canary Islands     | 19,7  | 67,0                         | 25,4             | 6,0                  | 1,7        |
| Cantabria          | 18,0  | 73,9                         | 21,3             | 4,8                  | 0,0        |
| Castille and Leon  | 11,4  | 70,2                         | 18,2             | 11,2                 | 0,4        |
| Castille-La Mancha | 15,7  | 74,7                         | 18,2             | 6,6                  | 0,5        |
| Catalonia          | 21,5  | 65,3                         | 19,5             | 14,6                 | 0,6        |
| Valencian Region.  | 22,1  | 82,1                         | 14,7             | 3,0                  | 0,2        |
| Extremadura        | 11,1  | 80,9                         | 14,0             | 4,5                  | 0,6        |
| Galicia            | 15,2  | 74,7                         | 17,8             | 7,2                  | 0,4        |
| Madrid             | 13,0  | 72,8                         | 20,9             | 5,8                  | 0,5        |
| Murcia             | 4,2   | 78,9                         | 14,0             | 6,9                  | 0,2        |
| Navarre            | 18,3  | 80,1                         | 18,0             | 1,9                  | 0,0        |
| Basque Country     | 18,8  | 64,2                         | 26,7             | 8,4                  | 0,6        |
| Rioja (La)         | 19,5  | 81,1                         | 14,7             | 4,2                  | 0,0        |
| <b>Total</b>       | <b>15,6</b>                                       | <b>73,0</b>                  | <b>19,3</b>      | <b>7,2</b>           | <b>0,5</b> |

### Courts of Labor Jurisdiction

|  | Appeals returned in the year                |        |               |                   |         |
|--|---|--------|---------------|-------------------|---------|
|  | Appeals submitted Higher Court / Judgements | Upheld | Revoked fully | Revoked partially | Quashed |
| Labor Courts                                 | 23,2  | 75,7   | 15,0          | 7,3               | 2,0     |
| National Court. Labor Chamber <sup>(1)</sup> | 60.1  | 89,0   | 7,3           | 2,8               | 0,9     |
| H.C.J. Labor Chamber <sup>(1)</sup>          | 7,0   | 84,0   | 10,5          | 3,9               | 1,6     |

(1) Comparison between Appeals submitted and judgements and final decisions

### Appeals in the Labor Courts

|                    | Appeals returned in the year                |             |               |                   |            |
|--------------------|---|-------------|---------------|-------------------|------------|
|                    | Appeals submitted Higher Court / Judgements | Upheld      | Revoked fully | Revoked partially | Quashed    |
| Andalusia          | 25,1  | 74,9        | 16,6          | 6,4               | 2,2        |
| Aragon             | 16,8  | 82,2        | 11,1          | 5,6               | 1,1        |
| Asturias           | 30,0  | 80,0        | 12,8          | 6,1               | 1,1        |
| Balearic Islands   | 18,3  | 56,3        | 19,9          | 21,8              | 2,0        |
| Canary Islands     | 21,8  | 72,1        | 17,2          | 6,7               | 4,1        |
| Cantabria          | 29,4  | 82,3        | 12,3          | 4,9               | 0,5        |
| Castille and Leon  | 25,0  | 74,6        | 13,6          | 8,5               | 3,2        |
| Castille-La Mancha | 20,6  | 75,6        | 17,2          | 4,2               | 3,0        |
| Catalonia          | 23,3  | 78,4        | 14,6          | 5,5               | 1,5        |
| Valencian Region.  | 14,5  | 75,3        | 15,9          | 7,4               | 1,4        |
| Extremadura        | 16,7  | 66,9        | 12,6          | 15,7              | 4,8        |
| Galicia            | 28,0  | 79,6        | 14,0          | 4,7               | 1,7        |
| Madrid             | 23,8  | 69,7        | 15,5          | 12,6              | 2,2        |
| Murcia             | 21,0  | 85,6        | 9,3           | 4,1               | 1,0        |
| Navarre            | 17,3  | 85,3        | 10,5          | 3,1               | 1,1        |
| Basque Country     | 26,0  | 72,1        | 16,0          | 10,3              | 1,6        |
| Rioja (La)         | 11,9  | 79,9        | 16,3          | 2,1               | 1,7        |
| <b>Total</b>       | <b>23,2</b>                                 | <b>75,7</b> | <b>15,0</b>   | <b>7,3</b>        | <b>2,0</b> |



## ESTIMATED LENGTH OF PROCEEDINGS

The average length of proceedings is another very important indicator of the Quality of the Justice. As the Judicial Statistics does not offer direct data from lengths, we present a set of evaluation produced by a mathematical model, according to the data from General Council of the Judiciary. Judicial Statistics: Incoming cases, resolved cases and pending proceedings at the beginning of every period of time. It offers an estimation of the average length of the cases ended in each period. **The lengths are stated in months**

### Courts of Civil Jurisdiction

|                                   | 2013 | 2012 | 2011 | 2010 | 2009 |
|-----------------------------------|------|------|------|------|------|
| First Instance Courts             | 7,1  | 7,2  | 8,0  | 7,7  | 7,3  |
| Family Courts                     | 4,6  | 4,5  | 4,4  | 4,0  | 4,0  |
| First Instance and Enquiry Courts | 8,8  | 9,2  | 9,9  | 9,3  | 8,6  |
| Commercial Courts <sup>35</sup>   | 39,3 | 35,8 | 29,0 | 23,8 | 20,3 |
| Provincial Courts                 | 7,0  | 6,3  | 5,9  | 5,7  | 5,4  |
| H.C.J. Civil and Criminal Chamber | 4,7  | 5,8  | 4,6  | 3,3  | 3,3  |
| High Court 1st Chamber            | 11,7 | 11,1 | 11,4 | 13,6 | 18,5 |

### Cases of Civil First Instance in Courts of First Instance, Family Courts and Courts of First Instance and Enquiry

|                    | 2013       | 2012       | 2011       | 2010       | 2009       |
|--------------------|------------|------------|------------|------------|------------|
| Andalusia          | 9,3        | 9,7        | 9,7        | 8,9        | 8,1        |
| Aragon             | 5,1        | 5,4        | 6,4        | 6,7        | 6,0        |
| Asturias           | 4,3        | 4,5        | 5,3        | 5,7        | 5,8        |
| Balearic Islands   | 7,5        | 8,9        | 10,4       | 10,3       | 10,1       |
| Canary Islands     | 8,0        | 8,7        | 9,9        | 10,0       | 9,4        |
| Cantabria          | 5,9        | 6,3        | 7,7        | 7,5        | 7,0        |
| Castille and Leon  | 5,4        | 5,5        | 6,1        | 6,2        | 6,0        |
| Castille-La Mancha | 8,8        | 9,7        | 10,5       | 9,7        | 8,9        |
| Catalonia          | 6,6        | 6,7        | 7,5        | 7,5        | 7,1        |
| Valencian Region.  | 9,0        | 9,4        | 10,3       | 9,7        | 8,8        |
| Extremadura        | 6,9        | 7,3        | 8,0        | 7,5        | 6,7        |
| Galicia            | 6,1        | 6,3        | 6,8        | 6,9        | 6,4        |
| Madrid             | 7,6        | 8,2        | 9,1        | 8,5        | 8,0        |
| Murcia             | 11,1       | 11,4       | 11,6       | 10,4       | 9,5        |
| Navarre            | 4,7        | 4,6        | 4,7        | 5,3        | 5,0        |
| Basque Country     | 5,2        | 5,0        | 5,2        | 5,5        | 5,4        |
| Rioja (La)         | 4,6        | 4,7        | 5,4        | 5,2        | 5,0        |
| <b>Spain</b>       | <b>7,6</b> | <b>8,0</b> | <b>8,6</b> | <b>8,3</b> | <b>7,7</b> |

<sup>35</sup> Only contest of creditors have been considered

**Civil cases in Provincial Courts**

|                 | <b>2013</b> | <b>2012</b> | <b>2011</b> | <b>2010</b> | <b>2009</b> |
|-----------------|-------------|-------------|-------------|-------------|-------------|
| Single instance | 2,8         | 3,2         | 3,6         | 4,1         | 3,9         |
| Appeals         | 7,5         | 6,5         | 6,0         | 5,8         | 5,5         |

**Provincial Courts. Civil Appeals**

|                    | <b>2013</b> | <b>2012</b> | <b>2011</b> | <b>2010</b> | <b>2009</b> |
|--------------------|-------------|-------------|-------------|-------------|-------------|
| Andalusia          | 8,0         | 6,5         | 5,7         | 4,9         | 4,2         |
| Aragon             | 3,1         | 2,9         | 2,6         | 2,8         | 3,1         |
| Asturias           | 4,2         | 4,1         | 3,5         | 3,3         | 3,1         |
| Balearic Islands   | 4,9         | 4,6         | 3,9         | 3,1         | 2,9         |
| Canary Islands     | 11,0        | 8,7         | 7,5         | 7,7         | 7,4         |
| Cantabria          | 13,0        | 12,4        | 11,5        | 10,5        | 9,6         |
| Castille and Leon  | 2,8         | 3,7         | 3,5         | 3,1         | 3,0         |
| Castille-La Mancha | 7,9         | 6,3         | 6,2         | 5,2         | 4,1         |
| Catalonia          | 10,4        | 9,3         | 8,4         | 7,8         | 7,5         |
| Valencian Region.  | 4,4         | 4,3         | 3,7         | 3,1         | 2,9         |
| Extremadura        | 1,5         | 1,5         | 1,8         | 1,5         | 1,6         |
| Galicia            | 7,6         | 7,0         | 6,9         | 7,5         | 7,4         |
| Madrid             | 8,6         | 7,8         | 8,0         | 8,2         | 7,9         |
| Murcia             | 6,1         | 4,8         | 4,3         | 4,6         | 4,3         |
| Navarre            | 7,5         | 6,9         | 7,8         | 9,0         | 8,6         |
| Basque Country     | 2,6         | 3,0         | 3,9         | 4,8         | 4,6         |
| Rioja (La)         | 11,7        | 10,1        | 9,0         | 9,6         | 10,4        |
| <b>Spain</b>       | <b>7,5</b>  | <b>6,5</b>  | <b>6,0</b>  | <b>5,8</b>  | <b>5,5</b>  |

### Courts of Criminal Jurisdiction

|  | 2013 | 2012 | 2011 | 2010 | 2009 |
|--|------|------|------|------|------|
| Magistrates' Courts and of First Instance and Enquiry Courts | 1,7  | 1,8  | 1,9  | 1,9  | 1,8  |
| Violence against women Courts                                | 2,2  | 2,4  | 2,5  | 2,7  | 2,9  |
| Juvenile Courts  | 5,7  | 6,1  | 6,9  | 7,5  | 7,1  |
| Prison Supervisory Courts                                    | 1,2  | 1,1  | 1,3  | 1,3  | 1,1  |
| Criminal Courts  | 10,6 | 10,4 | 10,0 | 9,3  | 8,1  |
| Provincial Courts  | 2,7  | 2,6  | 2,6  | 2,7  | 2,7  |
| H.C.J. Civil and Criminal Chamber                            | 1,9  | 0,9  | 2,1  | 2,1  | 1,9  |
| Central Enquiry Courts                                       | 5,8  | 5,8  | 5,3  | 4,5  | 5,3  |
| Central Criminal Courts                                      | 5,9  | 8,0  | 8,1  | 6,5  | 4,1  |
| National Court. Criminal Chamber                             | 1,5  | 2,3  | 2,4  | 2,2  | 2,1  |
| High Court 2nd Chamber                                       | 6,0  | 6,0  | 5,3  | 5,8  | 6,5  |

### Provincial Courts. Summaries

|                    | 2013        | 2012        | 2011       | 2010       | 2009       |
|--------------------|-------------|-------------|------------|------------|------------|
| Andalusia          | 8,2         | 7,9         | 8,1        | 8,5        | 9,3        |
| Aragon             | 8,6         | 7,9         | 9,9        | 11,7       | 11,2       |
| Asturias           | 9,8         | 11,0        | 10,6       | 12,9       | 12,0       |
| Balearic Islands   | 7,8         | 7,1         | 4,5        | 3,5        | 6,8        |
| Canary Islands     | 11,3        | 11,1        | 8,9        | 10,9       | 11,7       |
| Cantabria          | 12,0        | 12,7        | 10,8       | 14,0       | 15,0       |
| Castille and Leon  | 8,5         | 6,6         | 6,4        | 5,7        | 6,9        |
| Castille-La Mancha | 9,3         | 9,1         | 10,8       | 10,3       | 12,1       |
| Catalonia          | 13,4        | 12,6        | 12,2       | 13,1       | 11,9       |
| Valencian Region.  | 11,1        | 10,6        | 9,6        | 8,5        | 6,8        |
| Extremadura        | 10,6        | 14,1        | 17,9       | 19,3       | 17,1       |
| Galicia            | 10,7        | 12,1        | 11,1       | 9,7        | 9,5        |
| Madrid             | 11,0        | 10,2        | 9,5        | 8,4        | 8,0        |
| Murcia             | 17,3        | 14,3        | 14,1       | 16,2       | 14,7       |
| Navarre            | 10,8        | 11,3        | 11,3       | 12,8       | 13,6       |
| Basque Country     | 14,3        | 14,9        | 13,1       | 11,0       | 9,6        |
| Rioja (La)         | 16,1        | 15,6        | 16,2       | 15,4       | 16,8       |
| <b>Spain</b>       | <b>10,4</b> | <b>10,0</b> | <b>9,3</b> | <b>9,2</b> | <b>9,3</b> |

### Provincial Courts. Jury Cases

|                    | 2013       | 2012       | 2011       | 2010       | 2009       |
|--------------------|------------|------------|------------|------------|------------|
| Andalusia          | 4,4        | 4,3        | 4,9        | 5,0        | 3,8        |
| Aragon             | 8,8        | 7,0        | 3,5        | 3,3        | 7,4        |
| Asturias           | 11,6       | 10,6       | 9,5        | 5,9        | 9,1        |
| Balearic Islands   | 4,7        | 4,4        | 3,4        | 2,7        | 3,8        |
| Canary Islands     | 6,3        | 6,5        | 6,1        | 7,7        | 6,4        |
| Cantabria          | 4,5        | 4,0        | 6,1        | 6,6        | 6,1        |
| Castille and Leon  | 4,1        | 3,8        | 4,3        | 4,1        | 7,4        |
| Castille-La Mancha | 5,4        | 5,9        | 6,1        | 7,2        | 9,0        |
| Catalonia          | 10,4       | 9,1        | 7,8        | 7,2        | 7,3        |
| Valencian Region.  | 5,1        | 5,0        | 5,9        | 4,5        | 4,2        |
| Extremadura        | 19,8       | 13,8       | 11,0       | 10,8       | 10,0       |
| Galicia            | 5,5        | 3,7        | 4,2        | 4,1        | 5,2        |
| Madrid             | 5,8        | 7,4        | 7,5        | 5,4        | 4,7        |
| Murcia             | 6,3        | 4,2        | 6,0        | 5,9        | 5,8        |
| Navarre            | 4,8        | 6,0        | 6,4        | 4,0        | 5,0        |
| Basque Country     | 10,2       | 11,5       | 13,5       | 14,0       | 15,6       |
| Rioja (La)         | -          | 6,7        | 6,5        | 7,7        | 14,0       |
| <b>Spain</b>       | <b>6,7</b> | <b>6,6</b> | <b>6,5</b> | <b>5,9</b> | <b>6,0</b> |

### Provincial Courts. Criminal Appeals

|                    | 2013       | 2012       | 2011       | 2010       | 2009       |
|--------------------|------------|------------|------------|------------|------------|
| Andalusia          | 2,3        | 2,0        | 1,8        | 1,7        | 1,6        |
| Aragon             | 0,6        | 0,6        | 0,8        | 1,1        | 1,6        |
| Asturias           | 0,9        | 1,1        | 1,2        | 1,0        | 0,8        |
| Balearic Islands   | 2,3        | 3,7        | 4,0        | 3,8        | 3,5        |
| Canary Islands     | 2,7        | 2,8        | 2,8        | 3,3        | 5,5        |
| Cantabria          | 2,4        | 2,6        | 2,4        | 1,9        | 1,7        |
| Castille and Leon  | 1,7        | 2,0        | 2,2        | 1,8        | 1,2        |
| Castille-La Mancha | 2,8        | 2,9        | 2,9        | 2,6        | 2,0        |
| Catalonia          | 2,4        | 2,5        | 3,0        | 3,8        | 4,0        |
| Valencian Region   | 2,0        | 1,6        | 1,3        | 1,3        | 1,4        |
| Extremadura        | 0,3        | 0,3        | 0,3        | 0,3        | 0,4        |
| Galicia            | 3,6        | 2,8        | 2,2        | 2,2        | 2,1        |
| Madrid             | 2,9        | 2,9        | 2,6        | 2,1        | 1,8        |
| Murcia             | 2,5        | 1,5        | 2,7        | 2,9        | 2,0        |
| Navarre            | 2,1        | 2,3        | 2,8        | 2,9        | 2,7        |
| Basque Country     | 1,9        | 2,1        | 2,0        | 1,8        | 1,6        |
| Rioja (La)         | 2,3        | 2,0        | 1,4        | 1,8        | 1,6        |
| <b>Spain</b>       | <b>2,4</b> | <b>2,3</b> | <b>2,2</b> | <b>2,2</b> | <b>2,2</b> |

### Courts of Administrative Jurisdiction

|   | 2013 | 2012 | 2011 | 2010 | 2009 |
|---|------|------|------|------|------|
| Administrative Courts<br>H.C.J. Contentious                 | 14,2 | 13,6 | 12,9 | 12,0 | 11,1 |
| Administrative Chamber *                                    | 24,3 | 24,6 | 25,9 | 25,7 | 26,2 |
| Central Administrative Court<br>National Court. Contentious | 10,9 | 14,0 | 16,9 | 16,0 | 14,8 |
| Administrative Chamber                                      | 20,4 | 19,9 | 18,6 | 17,1 | 17,6 |
| High Court 3rd Chamber                                      | 15,5 | 16,5 | 18,0 | 17,2 | 18,8 |

\* In single instance

### Administrative Courts

|  | 2013 | 2012 | 2011 | 2010 | 2009 |
|--|------|------|------|------|------|
| Land Development                           | 17,2 | 17,3 | 16,9 | 16,8 | 16,0 |
| Compulsory expropriation                   | 16,9 | 18,4 | 17,3 | 15,8 | 14,7 |
| Administrative<br>contracting              | 15,3 | 14,9 | 16,1 | 15,6 | 15,3 |
| Public ownership and<br>special properties | 16,3 | 15,1 | 14,8 | 14,3 | 13,1 |
| Taxes                                      | 15,4 | 15,8 | 15,1 | 14,0 | 13,4 |
| Environment                                | 17,4 | 16,7 | 15,9 | 15,4 | 14,6 |
| Public functions                           | 15,6 | 14,0 | 12,7 | 12,0 | 11,7 |
| Labor administration                       | 14,9 | 15,0 | 14,3 | 14,9 | 12,6 |
| Immigration                                | 10,4 | 10,1 | 9,6  | 9,2  | 7,9  |
| Administrative penalties                   | 16,0 | 15,1 | 13,9 | 13,1 | 12,3 |
| Electoral                                  | 13,1 | 6,2  | 0,4  | 5,7  | 8,9  |
| Authorization of entries<br>into home      | 3,1  | 3,4  | 2,9  | 2,6  | 2,7  |
| Patrimonial responsibility                 | 15,2 | 15,0 | 14,6 | 13,9 | 13,2 |
| Sport Doping in                            | 6,2  | 11,3 | 7,8  | 10,0 | -    |
| Rest                                       | 13,9 | 13,9 | 14,3 | 14,3 | 13,6 |

### Cases in Contentious Administrative Chambers of H.C.J.

|   | 2013 | 2012 | 2011 | 2010 | 2009 |
|---|------|------|------|------|------|
| Land Development                              | 27,1 | 27,3 | 26,8 | 24,6 | 25,9 |
| Compulsory expropriation                      | 42,8 | 43,2 | 39,5 | 38,2 | 41,4 |
| Administrative contracting                    | 15,4 | 16,8 | 17,9 | 18,2 | 5,1  |
| Taxes   | 27,0 | 27,5 | 27,3 | 27,0 | 26,1 |
| Public functions                              | 21,0 | 19,2 | 20,4 | 22,0 | 21,7 |
| Immigration                                   | 5,1  | 6,2  | 10,1 | 17,7 | 30,7 |
| Administrative penalties                      | 24,3 | 23,8 | 23,6 | 23,7 | 27,4 |
| Other matters                                 | 21,3 | 23,2 | 22,9 | 24,8 | 26,1 |
| Remedy of Appeals                             | 13,5 | 13,6 | 13,9 | 12,3 | 10,6 |
| Appeals against refusal of leave to<br>appeal | 20,2 | 20,9 | 21,5 | 22,4 | 23,2 |

### Courts of the Labor Jurisdiction

|                               | 2013 | 2012 | 2011 | 2010 | 2009 |
|-------------------------------|------|------|------|------|------|
| Labor Courts                  | 9,7  | 9,1  | 8,6  | 7,7  | 6,4  |
| National Court. Labor Chamber | 6,8  | 6,7  | 6,7  | 6,8  | 7,2  |
| H.C.J. Labor Chamber          | 3,2  | 1,9  | 2,2  | 2,1  | 2,5  |
| Tribunal Supremo 4th Chamber  | 10,7 | 10,6 | 9,8  | 10,1 | 11,5 |

### Labor Courts

|  | 2013 | 2012 | 2011 | 2010 | 2009 |
|--|------|------|------|------|------|
| Collective disputes  | 6,7  | 6,3  | 4,9  | 4,4  | 4,1  |
| Dismissals   | 6,5  | 4,7  | 3,8  | 3,5  | 3,1  |
| Amounts  | 12,2 | 11,8 | 11,2 | 10,0 | 8,2  |
| Social Security  | 11,6 | 11,2 | 10,3 | 9,1  | 7,6  |
| Work accident, Occupational disease,<br>occupational risk prevention                         | 8,7  | 4,5  | -    | -    | -    |
| Challenges procedures against<br>administrative acts in Labor and<br>Social Security matters | 8,5  | 4,8  | -    | -    | -    |
| Fundamental rights and public<br>freedoms  | 6,1  | 4,2  | -    | -    | -    |
| Other matters  | 9,7  | 9,4  | 8,7  | 7,6  | 7,0  |

### Cases in Labor Chambers of H.C.J.

|                    | 2013       | 2012       | 2011       | 2010       | 2009       |
|--------------------|------------|------------|------------|------------|------------|
| Andalusia          | 11,9       | 10,7       | 9,7        | 8,4        | 6,8        |
| Aragon             | 8,8        | 7,8        | 6,9        | 5,9        | 4,6        |
| Asturias           | 6,1        | 5,9        | 6,0        | 5,9        | 5,4        |
| Balearic Islands   | 16,4       | 13,8       | 11,2       | 9,3        | 8,1        |
| Canary Islands     | 9,9        | 9,6        | 8,9        | 8,5        | 9,2        |
| Cantabria          | 8,0        | 8,5        | 8,8        | 8,5        | 6,9        |
| Castille and Leon  | 7,5        | 7,1        | 7,3        | 6,8        | 5,8        |
| Castille-La Mancha | 11,4       | 10,1       | 9,6        | 8,4        | 6,6        |
| Catalonia          | 8,9        | 8,3        | 7,8        | 6,8        | 5,4        |
| Valencian Region   | 11,0       | 10,3       | 9,7        | 8,4        | 6,1        |
| Extremadura        | 7,6        | 6,7        | 7,2        | 6,5        | 5,4        |
| Galicia            | 9,5        | 9,2        | 9,1        | 8,2        | 6,9        |
| Madrid             | 9,4        | 9,3        | 8,8        | 7,9        | 6,7        |
| Murcia             | 13,2       | 12,0       | 10,9       | 9,1        | 6,4        |
| Navarre            | 9,0        | 7,5        | 7,0        | 6,1        | 5,2        |
| Basque Country     | 5,8        | 5,1        | 5,3        | 5,3        | 4,6        |
| Rioja (La)         | 6,3        | 4,9        | 5,3        | 7,5        | 7,7        |
| <b>Spain</b>       | <b>9,7</b> | <b>9,1</b> | <b>8,6</b> | <b>7,7</b> | <b>6,4</b> |

## AVERAGE TIME OF PROCEEDINGS PENDING AT THE END OF THE YEAR

Other way to measure the length of proceedings is to considerate the time that the cases, which have not yet been decided at the end of the year, have been in court. The “average time” has been calculated by a mathematical model according to the data from General Council of the Judiciary. Judicial Statistics. **The lengths are stated in months**

### Courts of Civil Jurisdiction

|                                      | 2013 | 2012 | 2011 | 2010 | 2009 |
|--------------------------------------|------|------|------|------|------|
| Courts of First Instance             | 3,3  | 3,4  | 3,8  | 3,9  | 3,7  |
| Family First Instance Courts         | 2,3  | 2,3  | 2,2  | 2,1  | 2,1  |
| Courts of First Instance and Enquiry | 4,2  | 4,4  | 4,9  | 4,8  | 4,4  |
| Comercial Courts                     | 18,1 | 17,1 | 16,1 | 13,1 | 9,4  |
| Provincial Courts                    | 3,5  | 3,3  | 3,1  | 2,9  | 2,8  |
| H.C.J. Civil and Criminal Chamber    | 2,4  | 2,2  | 2,9  | 1,7  | 1,9  |
| High Court 1st Chamber               | 6,1  | 5,6  | 5,5  | 5,9  | 7,7  |

### Civil cases in Courts of First Instance, Courts of First Instance and Enquiry and Family Courts

|                    | 2013       | 2012       | 2011       | 2010       | 2009       |
|--------------------|------------|------------|------------|------------|------------|
| Andalusia          | 4,5        | 4,7        | 5,0        | 4,7        | 4,2        |
| Aragon             | 2,4        | 2,5        | 2,8        | 3,3        | 3,1        |
| Asturias           | 2,0        | 2,2        | 2,4        | 2,7        | 2,8        |
| Balearic Islands   | 3,3        | 4,0        | 4,8        | 5,2        | 4,9        |
| Canary Islands     | 3,7        | 4,0        | 4,7        | 5,0        | 4,8        |
| Cantabria          | 2,7        | 3,1        | 3,6        | 3,8        | 3,6        |
| Castille and Leon  | 2,5        | 2,8        | 2,8        | 3,1        | 3,0        |
| Castille-La Mancha | 4,1        | 4,5        | 5,1        | 5,1        | 4,5        |
| Catalonia          | 3,2        | 3,3        | 3,5        | 3,7        | 3,7        |
| Valencian Region   | 4,3        | 4,5        | 4,8        | 5,0        | 4,6        |
| Extremadura        | 3,3        | 3,5        | 3,8        | 3,8        | 3,4        |
| Galicia            | 2,9        | 3,1        | 3,2        | 3,3        | 3,4        |
| Madrid             | 3,6        | 3,8        | 4,4        | 4,3        | 4,1        |
| Murcia             | 5,7        | 5,5        | 6,1        | 5,4        | 4,8        |
| Navarre            | 2,1        | 2,3        | 2,2        | 2,4        | 2,7        |
| Basque Country     | 2,5        | 2,6        | 2,4        | 2,7        | 2,8        |
| Rioja(La)          | 2,3        | 2,2        | 2,4        | 2,5        | 2,4        |
| <b>Spain</b>       | <b>3,6</b> | <b>3,8</b> | <b>4,2</b> | <b>4,2</b> | <b>4,0</b> |

### Civil Cases of the Provincial Courts

|                 | 2013 | 2012 | 2011 | 2010 | 2009 |
|-----------------|------|------|------|------|------|
| Single instance | 1,3  | 1,6  | 1,7  | 2,0  | 2,1  |
| Appeals         | 3,8  | 3,4  | 3,2  | 3,0  | 2,8  |

### Provincial Courts. Civil Appeals

|                    | 2013       | 2012       | 2011       | 2010       | 2009       |
|--------------------|------------|------------|------------|------------|------------|
| Andalusia          | 4,2        | 3,6        | 3,1        | 2,6        | 2,3        |
| Aragon             | 1,4        | 1,5        | 1,3        | 1,3        | 1,5        |
| Asturias           | 1,5        | 2,0        | 2,0        | 1,6        | 1,5        |
| Balearic Islands   | 2,1        | 2,4        | 2,4        | 1,6        | 1,5        |
| Canary Islands     | 6,4        | 4,7        | 4,0        | 3,7        | 3,9        |
| Cantabria          | 6,9        | 6,4        | 6,0        | 5,6        | 4,9        |
| Castille and Leon  | 1,1        | 1,4        | 1,9        | 1,6        | 1,5        |
| Castille-La Mancha | 4,2        | 3,4        | 3,2        | 2,9        | 2,3        |
| Catalonia          | 5,5        | 4,9        | 4,5        | 4,1        | 3,8        |
| Valencian Region   | 2,0        | 2,2        | 2,1        | 1,7        | 1,5        |
| Extremadura        | 0,9        | 0,6        | 1,0        | 0,7        | 0,7        |
| Galicia            | 3,7        | 3,5        | 3,4        | 3,6        | 3,9        |
| Madrid             | 4,3        | 4,0        | 4,0        | 4,2        | 4,1        |
| Murcia             | 3,1        | 2,7        | 2,4        | 2,2        | 2,4        |
| Navarre            | 3,7        | 3,5        | 3,5        | 4,5        | 4,4        |
| Basque Country     | 1,0        | 1,3        | 1,7        | 2,2        | 2,6        |
| Rioja (La)         | 7,7        | 5,7        | 4,7        | 4,4        | 5,2        |
| <b>Spain</b>       | <b>3,8</b> | <b>3,4</b> | <b>3,2</b> | <b>3,0</b> | <b>2,8</b> |



### Courts of Criminal Jurisdiction

|  | 2013 | 2012 | 2011 | 2010 | 2009 |
|--|------|------|------|------|------|
| Magistrates' Courts and of First Instance and Enquiry Courts | 0,8  | 0,8  | 0,9  | 0,9  | 0,9  |
| Violence against women Courts                                | 1,0  | 1,1  | 1,1  | 1,2  | 1,3  |
| Juvenile Courts  | 2,9  | 2,9  | 3,2  | 3,5  | 3,8  |
| Prison Supervisory Courts                                    | 0,8  | 0,5  | 0,5  | 0,7  | 0,7  |
| Criminal Courts  | 5,4  | 5,3  | 5,2  | 4,9  | 4,5  |
| Provincial Courts  | 1,3  | 1,4  | 1,3  | 1,3  | 1,3  |
| H.C.J. Civil and Criminal Chamber                            | 1,1  | 0,5  | 1,0  | 1,1  | 1,0  |
| Central Enquiry Courts                                       | 3,0  | 2,9  | 2,5  | 2,0  | 2,5  |
| Central Criminal Courts                                      | 2,0  | 3,3  | 3,9  | 3,7  | 3,0  |
| National Court. Criminal Chamber                             | 0,6  | 1,1  | 1,1  | 1,0  | 1,0  |
| High Court 2nd Chamber                                       | 2,7  | 3,1  | 2,7  | 2,8  | 2,9  |

### Provincial Courts. Summaries

|                    | 2013       | 2012       | 2011       | 2010       | 2009       |
|--------------------|------------|------------|------------|------------|------------|
| Andalusia          | 3,8        | 3,7        | 3,9        | 3,7        | 3,9        |
| Aragon             | 4,6        | 3,6        | 4,5        | 5,3        | 6,2        |
| Asturias           | 4,7        | 5,4        | 5,4        | 6,5        | 6,4        |
| Balearic Islands   | 3,7        | 3,9        | 2,8        | 1,8        | 1,8        |
| Canary Islands     | 5,3        | 6,0        | 5,1        | 4,0        | 6,6        |
| Cantabria          | 6,0        | 6,0        | 6,7        | 6,4        | 7,5        |
| Castille and Leon  | 5,0        | 3,1        | 3,4        | 2,5        | 3,1        |
| Castille-La Mancha | 5,1        | 4,0        | 5,6        | 5,0        | 5,3        |
| Catalonia          | 6,8        | 6,7        | 5,6        | 6,4        | 6,4        |
| Valencian Region.  | 4,7        | 5,4        | 5,1        | 4,7        | 3,7        |
| Extremadura        | 3,2        | 7,0        | 7,3        | 9,7        | 10,0       |
| Galicia            | 4,8        | 6,4        | 5,8        | 5,3        | 4,5        |
| Madrid             | 5,5        | 5,1        | 4,6        | 4,2        | 4,0        |
| Murcia             | 9,7        | 8,2        | 6,4        | 7,6        | 8,7        |
| Navarre            | 5,5        | 5,0        | 6,4        | 5,0        | 7,9        |
| Basque Country     | 6,5        | 7,8        | 7,4        | 6,1        | 5,0        |
| Rioja (La)         | 9,0        | 8,2        | 7,3        | 8,7        | 7,0        |
| <b>Spain</b>       | <b>5,0</b> | <b>5,1</b> | <b>4,7</b> | <b>4,4</b> | <b>4,5</b> |

### Provincial Courts. Jury Cases

|                    | 2013       | 2012       | 2011       | 2010       | 2009       |
|--------------------|------------|------------|------------|------------|------------|
| Andalusia          | 1,8        | 2,1        | 2,4        | 2,8        | 2,0        |
| Aragon             | 5,1        | 4,3        | 2,1        | 2,0        | 2,6        |
| Asturias           | 6,0        | 5,6        | 5,1        | 4,5        | 2,0        |
| Balearic Islands   | 3,2        | 2,3        | 2,0        | 1,7        | 1,5        |
| Canary Islands     | 2,2        | 4,1        | 2,5        | 3,8        | 4,0        |
| Cantabria          | 1,2        | 3,0        | 1,0        | 3,8        | 3,4        |
| Castille and Leon  | 2,0        | 2,3        | 1,6        | 2,0        | 3,6        |
| Castille-La Mancha | 3,0        | 3,8        | 2,0        | 3,2        | 5,3        |
| Catalonia          | 5,5        | 4,8        | 4,2        | 3,8        | 3,4        |
| Valencian Region   | 2,7        | 2,7        | 2,6        | 2,6        | 2,1        |
| Extremadura        | 15,0       | 8,6        | 6,0        | 5,0        | 6,0        |
| Galicia            | 3,2        | 2,3        | 1,7        | 1,9        | 2,2        |
| Madrid             | 3,1        | 3,0        | 4,0        | 3,4        | 2,4        |
| Murcia             | 2,6        | 2,8        | 1,6        | 3,5        | 2,8        |
| Navarre            | 3,6        | 1,2        | 4,8        | 2,0        | 2,0        |
| Basque Country     | 5,1        | 6,0        | 5,5        | 8,0        | 6,0        |
| Rioja (La)         | -          | -          | 4,0        | 3,0        | 4,0        |
| <b>Spain</b>       | <b>3,4</b> | <b>3,3</b> | <b>3,2</b> | <b>3,3</b> | <b>2,9</b> |

### Provincial Courts. Criminal Appeals

|                    | 2013       | 2012       | 2011       | 2010       | 2009       |
|--------------------|------------|------------|------------|------------|------------|
| Andalusia          | 1,2        | 1,1        | 0,9        | 0,9        | 0,9        |
| Aragon             | 0,3        | 0,3        | 0,3        | 0,5        | 0,5        |
| Asturias           | 0,6        | 0,4        | 0,7        | 0,5        | 0,4        |
| Balearic Islands   | 1,1        | 1,6        | 2,1        | 1,9        | 1,9        |
| Canary Islands     | 1,4        | 1,4        | 1,4        | 1,6        | 1,8        |
| Cantabria          | 1,2        | 1,1        | 1,5        | 0,9        | 0,9        |
| Castille and Leon  | 0,7        | 1,0        | 1,2        | 1,0        | 0,8        |
| Castille-La Mancha | 1,4        | 1,5        | 1,5        | 1,5        | 1,1        |
| Catalonia          | 1,2        | 1,2        | 1,3        | 1,7        | 2,0        |
| Valencian Region   | 1,1        | 0,9        | 0,7        | 0,6        | 0,8        |
| Extremadura        | 0,2        | 0,2        | 0,1        | 0,2        | 0,1        |
| Galicia            | 1,7        | 1,7        | 1,2        | 1,0        | 1,1        |
| Madrid             | 1,4        | 1,5        | 1,5        | 1,1        | 1,0        |
| Murcia             | 1,6        | 1,0        | 0,7        | 1,5        | 1,4        |
| Navarre            | 1,0        | 1,1        | 1,3        | 1,4        | 1,4        |
| Basque Country     | 0,8        | 1,1        | 1,1        | 0,9        | 0,8        |
| Rioja (La)         | 1,3        | 1,0        | 0,8        | 0,9        | 0,9        |
| <b>Spain</b>       | <b>1,2</b> | <b>1,2</b> | <b>1,1</b> | <b>1,1</b> | <b>1,1</b> |

### Courts of Administrative Jurisdiction

|  | 2013 | 2012 | 2011 | 2010 | 2009 |
|--|------|------|------|------|------|
| Administrative Courts                              | 6,9  | 7,4  | 6,6  | 6,3  | 5,8  |
| H.C.J. Contentious Administrative Chamber*         | 13,1 | 13,1 | 12,5 | 13,3 | 13,4 |
| Central Administrative Court                       | 3,5  | 6,4  | 7,5  | 8,6  | 7,6  |
| National Court. Contentious Administrative Chamber | 8,3  | 11,8 | 9,5  | 9,0  | 8,1  |
| High Court 3rd Chamber                             | 7,6  | 8,1  | 8,8  | 9,3  | 8,5  |

\* In single instance

### Cases in the Administrative Courts

|                                    | 2013 | 2012 | 2011 | 2010 | 2009 |
|------------------------------------|------|------|------|------|------|
| Land Development                   | 8,7  | 9,0  | 8,7  | 8,5  | 8,3  |
| Compulsory expropriation           | 8,6  | 8,8  | 9,6  | 8,4  | 7,6  |
| Administrative contracting         | 8,2  | 7,5  | 7,5  | 8,0  | 7,3  |
| Public ownership                   | 7,8  | 8,5  | 7,4  | 7,1  | 6,7  |
| Taxes                              | 7,7  | 8,0  | 7,8  | 7,2  | 6,7  |
| Environment                        | 8,9  | 9,1  | 8,1  | 7,9  | 7,5  |
| Public functions                   | 6,9  | 8,5  | 6,6  | 6,1  | 6,0  |
| Labor administration               | 7,2  | 7,8  | 7,3  | 6,9  | 7,0  |
| Immigration                        | 5,1  | 5,2  | 4,9  | 4,8  | 4,0  |
| Administrative penalties           | 8,4  | 8,3  | 7,3  | 6,6  | 6,4  |
| Electoral                          | 8,7  | 5,6  | 0,2  | 2,6  | 2,3  |
| Authorization of entries into home | 1,5  | 1,7  | 1,4  | 1,4  | 1,3  |
| Patrimonial responsibility         | 7,9  | 7,8  | 7,4  | 7,1  | 6,8  |
| Sport Doping in                    | 2,1  | 11,7 | 2,7  | 6,0  | 4,0  |
| Rest                               | 6,5  | 7,1  | 7,0  | 7,4  | 7,1  |

### Cases in the Contentious Administrative Chambers of the H.C.J.

|  | 2013 | 2012 | 2011 | 2010 | 2009 |
|--|------|------|------|------|------|
| Land Development                           | 16,2 | 15,1 | 13,9 | 13,2 | 12,5 |
| Compulsory expropriation                   | 22,9 | 23,6 | 24,6 | 23,3 | 20,4 |
| Administrative contracting                 | 7,9  | 7,6  | 8,6  | 8,7  | 7,9  |
| Taxes                                      | 14,3 | 14,0 | 13,6 | 13,2 | 13,5 |
| Public functions                           | 11,3 | 12,1 | 9,7  | 10,8 | 11,7 |
| Immigration                                | 2,0  | 2,8  | 3,5  | 6,6  | 11,2 |
| Administrative penalties                   | 13,9 | 12,6 | 12,0 | 12,6 | 11,9 |
| Other matters                              | 9,6  | 10,8 | 10,9 | 11,9 | 12,1 |
| Remedy of Appeals                          | 6,8  | 6,8  | 6,7  | 6,9  | 5,6  |
| Appeals against refusal of leave to appeal | 1,4  | 1,2  | 1,1  | 2,2  | 1,4  |

### Courts of Labor Jurisdiction

|                                    | 2013 | 2012 | 2011 | 2010 | 2009 |
|------------------------------------|------|------|------|------|------|
| Labor Courts                       | 5,1  | 4,6  | 4,5  | 4,1  | 3,5  |
| H.C.J. Labor Chamber               | 4,0  | 3,4  | 3,3  | 3,5  | 3,7  |
| National Court. Labor Chamber      | 2,0  | 1,5  | 0,7  | 1,5  | 0,6  |
| High Court 4 <sup>th</sup> Chamber | 5,3  | 5,5  | 5,0  | 4,8  | 5,4  |

### Cases in the Labor Courts

|   | 2013 | 2012 | 2011 | 2010 | 2009 |
|---|------|------|------|------|------|
| Collective disputes   | 4,3  | 3,2  | 2,6  | 2,4  | 2,2  |
| Dismissals  | 3,5  | 2,9  | 2,1  | 1,7  | 1,5  |
| Amounts   | 6,2  | 5,9  | 5,9  | 5,3  | 4,6  |
| Social Security   | 5,9  | 5,7  | 5,5  | 4,9  | 4,2  |
| Work accident, Occupational disease, occupational risk prevention                     | 5,2  | 3,3  | -    | -    | -    |
| Challenge procedures against administrative acts in Labor and Social Security matters | 5,1  | 3,7  | -    | -    | -    |
| Fundamental rights and public freedoms  | 3,4  | 2,6  | -    | -    | -    |
| Other matters   | 5,0  | 4,6  | 4,4  | 4,0  | 3,5  |

### Cases in the Labor Chambers of the High Courts of Justice

|                    | 2013       | 2012       | 2011       | 2010       | 2009       |
|--------------------|------------|------------|------------|------------|------------|
| Andalusia          | 6,2        | 5,6        | 5,2        | 4,5        | 3,7        |
| Aragon             | 4,8        | 4,1        | 3,8        | 3,1        | 2,6        |
| Asturias           | 3,2        | 3,0        | 3,0        | 2,9        | 2,8        |
| Balearic Islands   | 8,8        | 7,7        | 6,1        | 4,9        | 4,1        |
| Canary Islands     | 5,1        | 4,9        | 4,7        | 4,2        | 4,2        |
| Cantabria          | 4,2        | 4,0        | 4,6        | 4,1        | 3,8        |
| Castille and Leon  | 4,0        | 3,5        | 3,7        | 3,6        | 3,2        |
| Castille-La Mancha | 6,1        | 5,2        | 4,9        | 4,7        | 3,6        |
| Catalonia          | 4,7        | 4,2        | 4,1        | 3,6        | 3,0        |
| Valencian Region   | 5,9        | 5,2        | 5,2        | 4,5        | 3,7        |
| Extremadura        | 3,9        | 3,6        | 3,5        | 3,4        | 2,9        |
| Galicia            | 5,0        | 4,5        | 4,7        | 4,5        | 3,7        |
| Madrid             | 4,7        | 4,5        | 4,6        | 4,2        | 3,6        |
| Murcia             | 7,0        | 6,2        | 5,8        | 5,1        | 3,7        |
| Navarre            | 5,0        | 4,0        | 3,7        | 3,4        | 2,7        |
| Basque Country     | 3,6        | 2,7        | 2,6        | 2,7        | 2,5        |
| Rioja (La)         | 3,7        | 2,4        | 2,3        | 2,8        | 3,7        |
| <b>Total</b>       | <b>5,1</b> | <b>4,6</b> | <b>4,5</b> | <b>4,1</b> | <b>3,5</b> |

## **COMPLAINTS** <sup>36</sup>

---

<sup>36</sup> Source: Data 2013 of the Citizens Service Unit of the GCJ

**Claims, complaints, suggestions and written requests for information, according to the  
body whose action is sought**

|                                  | <b>2012</b>   | <b>2013</b>   | <b>Growth %</b> |
|----------------------------------|---------------|---------------|-----------------|
| Citizens Service Unit of the GCJ | 11.598        | 11.818        | 1,90%           |
| Other Central Bodies             | 2.008         | 2.194         | 9,26%           |
| Inspection Department            | 425           | 423           | -0,47%          |
| <b>Total</b>                     | <b>14.031</b> | <b>14.435</b> | <b>,88%</b>     |

**Reasons for the claims, complaints, suggestions and requests for information**

| <b>Overview</b>                                   | <b>Number</b> | <b>Percentage</b> |
|---|---------------|-------------------|
| Relating to the operation of tribunals and courts | 11.401        | 66,01%            |
| Dissent with a ruling                             | 2.994         | 17,34%            |
| Unclassifiable or uninvolved matter               | 1.627         | 9,42%             |
| Requests for information                          | 1.052         | 6,09%             |
| Suggestions                                       | 113           | 0,65%             |
| Expressions of gratitude                          | 84            | 0,49%             |
| <b>Total</b>                                      | <b>17.271</b> | <b>100,00%</b>    |

**Breakdown of reasons claims and complaints relating to operation  
of tribunals and courts**

| <b>Modern and open Justice</b>   |               |
|--|---------------|
| Transparency   | 734           |
| General understandability  | 4             |
| Politeness and attitude  | 4.606         |
| Answerability to the public  | 148           |
| Rapid handling of cases and computerized management proceedings            | 4.876         |
| <b>Total for Modern and Open Justice</b>                                   | <b>10.368</b> |
| <b>Justice protecting the weakest members of society</b>                   |               |
| Protection of Crime victims  | 33            |
| Protection of Children   | 7             |
| Protection of disabled People  | 50            |
| Immigrants and Justice   | 2             |
| <b>Total for Justice that protects the weakest members of society</b>      | <b>92</b>     |
| <b>A trusting relationship with lawyers and solicitors of the courts</b>   |               |
| Ethically sound conduct  | 56            |
| Adequately informed citizens   | 3             |
| Public-Funding and quality of Justice                                      | 24            |
| <b>Total for a trusting relationship</b>                                   | <b>83</b>     |
| <b>Other reasons not provided for in the Charter of Citizens' Rights</b>   |               |
| Professionals Practise   | 195           |
| Manner in which the professionals perform their duties                     | 663           |
| <b>Total for other reasons not provided for in the Charter</b>             | <b>858</b>    |
| <b>Total for reasons relating to the operation of Tribunals and Courts</b> | <b>11.401</b> |

The first three classes relate to the Charter of Citizens' Rights before Justice.

The following matters prompted the largest number of complaints in relation to *Attentiveness in justice*:

- The right to an adequate timetable (850)
- The right to be treated respectfully (1.080)
- The right to a reduction of proceedings length (1.106)
- The right for the waiting and hearing rooms properly equipped and of a reasonable standard (581)

In the class with the most instances, *Speed and use of modern technologies in justice*, the following matters prompted the largest number of complaints:

- The right to a speedy processing concerning them and to be informed of the reasons for any delays (4.067).
- The right to be provided with suitably designed forms (259).
- Staff absences in judicial office (208)
- The right to be provided with a good organisation of judicial services (207)

### Claims and complaints by area of law (\*)

| Area of law                                  | No. of claims | Percentage  |
|--|---------------|-------------|
| Registration of births, marriages and deaths | 5.621         | 33%         |
| Criminal                                     | 3.609         | 21%         |
| Civil  | 3.115         | 19%         |
| Unspecified (**)                             | 1.926         | 11%         |
| Government-related                           | 680           | 4%          |
| Civil -family                                | 450           | 3%          |
| Labor  | 393           | 2%          |
| Administrative                               | 368           | 2%          |
| Penitentiary Surveillance                    | 267           | 2%          |
| Criminal – Domestic Violence                 | 206           | 1%          |
| Commercial                                   | 106           | 1%          |
| Juvenile                                     | 51            | 0%          |
| Military                                     | 3             | 0%          |
| <b>Total</b>                                 | <b>16.821</b> | <b>100%</b> |

(\*) The Reports Section of the Inspection Department does not provide any information on the complaints it receives. Therefore, such complaints have not been included in the chart.

(\*\*) For any specific jurisdictional area or the claimant does not concrete it.

### Claims and complaints by type of claimant

#### Gender perspective

| Type of person | Number        | Percentage  |
|----------------|---------------|-------------|
| Male           | 9.100         | 58%         |
| Female         | 6.257         | 40%         |
| Legal entity   | 123           | 1%          |
| Unspecified    | 229           | 1%          |
| <b>Total</b>   | <b>15.709</b> | <b>100%</b> |

### Legal status of claimant

| Type of petitioner           | Number        | Percentage  |
|------------------------------|---------------|-------------|
| Private individuals          | 12.440        | 79%         |
| Legal professionals          | 1.375         | 9%          |
| Penitentiary centre convicts | 771           | 5%          |
| Commercial bodies            | 46            | 0%          |
| Anonymous                    | 99            | 1%          |
| Groups/associations          | 46            | 0%          |
| Public officials             | 40            | 0%          |
| Judicial Bodies              | 82            | 1%          |
| Public bodies                | 17            | 0%          |
| Judiciary Member             | 9             | 0%          |
| Court Clerks                 | 9             | 0%          |
| Others                       | 775           | 5%          |
| <b>Total</b>                 | <b>15.709</b> | <b>100%</b> |

### Claims and complaints by judicial body concerned

| Judicial bodies   | Number        | Percentage  |
|---|---------------|-------------|
| Court of First Instance and Enquiry                     | 3.815         | 34%         |
| Court of First Instance                                 | 2.838         | 26%         |
| Magistrates' Courts                                     | 1.256         | 11%         |
| Exclusive Public Registry                               | 715           | 6%          |
| Criminal Court  | 623           | 6%          |
| Provincial Court  | 287           | 3%          |
| Labor Court   | 264           | 2%          |
| Prison Supervisory Court                                | 171           | 2%          |
| Justices of the Peace                                   | 173           | 2%          |
| High Court of Justice                                   | 162           | 1%          |
| Central Registry Office of Births, Marriages and Deaths | 131           | 1%          |
| Administrative Court                                    | 152           | 1%          |
| Court of Violence Against Women                         | 111           | 1%          |
| Common Offices  | 97            | 1%          |
| Commercial Court  | 92            | 1%          |
| Supreme Court   | 79            | 1%          |
| National Court  | 48            | 0%          |
| Exclusive Senior Court                                  | 44            | 0%          |
| Central Enquiry Court                                   | 29            | 0%          |
| Central Juvenile Court                                  | 16            | 0%          |
| Juvenile Court  | 19            | 0%          |
| Central Administrative Court                            | 2             | 0%          |
| Central Military Court                                  | 2             | 0%          |
| <b>Total</b>  | <b>11.126</b> | <b>100%</b> |



**Breakdown of other bodies that have been the subject of claims and complaints**

| <b>Reported bodies</b>                 | <b>Number</b> | <b>Percentage</b> |
|--|---------------|-------------------|
| Judicial Site                          | 302           | 8%                |
| Administration with judicial powers    | 217           | 6%                |
| General Council of the Judiciary       | 150           | 4%                |
| Government bodies of the Judiciary     | 126           | 3%                |
| Bar Associations                       | 115           | 3%                |
| Legal Counselling Offices              | 113           | 3%                |
| Public Prosecutors' Offices            | 74            | 2%                |
| Others administrations                 | 59            | 2%                |
| Prisons                                | 42            | 1%                |
| Forensic Clinics and Forensic Medicine |               |                   |
| Institutes                             | 40            | 1%                |
| Common Offices                         | 24            | 1%                |
| Not competent body                     | 21            | 1%                |
| Others                                 | 16            | 0%                |
| Constitutional Court                   | 11            | 0%                |
| Professional Solicitors' Associations  | 8             | 0%                |
| Free Legal Aid Committees              | 7             | 0%                |
| State Security Forces                  | 7             | 0%                |
| Support Services                       | 7             | 0%                |
| Not specified (*)                      | 735           | 19%               |
| General (**)                           | 1.749         | 46%               |
| <b>Total</b>                           | <b>3.823</b>  | <b>100%</b>       |

(\*) Claims and complaints that not have been specified a reported body and there aren't any results to research about it.

(\*\*) The 42% related the requests for information, suggestions and expressions of gratitude. The 44% related not classes matters or subjects strange of General Council of the Judiciary operation.

o

**Territorial distribution of the courts/judicial bodies**

| <b>Autonomous Region</b> | <b>Number</b> |
|--------------------------|---------------|
| Madrid                   | 2.553         |
| Andalusia                | 1.960         |
| Valencian Region         | 1.688         |
| Catalonia                | 1.503         |
| Canary Islands           | 899           |
| Central bodies           | 568           |
| Galicia                  | 458           |
| Castille and Leon        | 443           |
| Murcia                   | 440           |
| Castille-La Mancha       | 423           |
| Basque Country (*)       | 347           |
| Balearic Islands         | 269           |
| Aragon                   | 226           |
| Asturias                 | 197           |
| Extremadura              | 164           |
| Navarre                  | 126           |
| Cantabria                | 87            |
| Rioja (La)               | 40            |
| Unspecified (**)         | 2.559         |
| <b>Total</b>             | <b>14.950</b> |

(\*) In the Basque Country there are not boxes for complains in judicial sites. This fact could affect the results.

(\*\*) There are related claims and complaints addressed to several Autonomous Region or others that is not possible to establish which of them is related.

**Number of claims that had entertained and what type of measures had taken for improvement**

| <b>Type of measure approved</b>        | <b>Number</b> | <b>Percentage</b> |
|--|---------------|-------------------|
| Disciplinary                           | 7             | 1,1%              |
| Material resources                     | 13            | 2,0%              |
| Personnel resources                    | 117           | 18,2%             |
| Organisation of the judicial office    | 75            | 11,7%             |
| Procedural                             | 413           | 64,2%             |
| Transfer to a different competent body | 2             | 0,3%              |
| Others                                 | 17            | 2,6%              |
| <b>Total</b>                           | <b>643</b>    | <b>100%</b>       |

**KEY INDICATORS**

**KEY INDICATORS. ALL JURISDICTIONS**

|            | Rates |      |           |
|------------|-------|------|-----------|
|            | 2012  | 2013 | Evolution |
| Clearance  | 1,01  | 1,03 | 1,3%      |
| Pending    | 0,32  | 0,30 | -5,6%     |
| Congestion | 1,32  | 1,30 | -1,6%     |

**Litigation Rate (Incoming cases per 1.000 inhabitants)**

| 2012  | 2013  | Evolution |
|-------|-------|-----------|
| 189,8 | 183,2 | -3,5%     |

**Incoming cases per magistrate**

| 2012    | 2013    | Evolution |
|---------|---------|-----------|
| 1.765,6 | 1.699,3 | -3,8%     |

**Judgements per magistrate**

| 2012  | 2013  | Evolution |
|-------|-------|-----------|
| 326,6 | 309,2 | -5,3%     |

**Percentage of judgements which have been appealed**

| 2012  | 2013  | Evolution |
|-------|-------|-----------|
| 14,6% | 12,7% | -12,8%    |

**Percentage of granted appeals**

|                   | 2012  | 2013  | Evolution |
|-------------------|-------|-------|-----------|
| Appeals           | 72,4% | 71,6% | -1,1%     |
| Cassation appeals | 83,7% | 83,5% | -0,2%     |

**Percentage of judgements delivered by members of the judiciary**

| 2012  | 2013  | Evolution |
|-------|-------|-----------|
| 87,7% | 93,6% | 6,8%      |

**Estimated length of proceedings**

|                | 2012 | 2013 | Evolution |
|----------------|------|------|-----------|
| First Instance | 4,1  | 3,9  | -4,4%     |
| 2nd Instance   | 5,1  | 5,2  | 1,7%      |
| High Court     | 12,0 | 11,3 | -5,9%     |

## KEY INDICATORS. CIVIL JURISDICTION

### Rates

|                   | 2012 | 2013 | Evolution |
|-------------------|------|------|-----------|
| <b>Clearance</b>  | 1,02 | 1,09 | 6,7%      |
| <b>Pending</b>    | 0,63 | 0,57 | -10,0%    |
| <b>Congestion</b> | 1,64 | 1,57 | -4,0%     |

### Litigation Rate (Incoming cases per 1.000 inhabitants)

|  | 2012 | 2013 | Evolution |
|--|------|------|-----------|
|  | 38,9 | 35,4 | -9,0%     |

### Incoming cases per magistrate

|  | 2012  | 2013  | Evolution |
|--|-------|-------|-----------|
|  | 687,3 | 623,9 | -9,2%     |

### Judgements per magistrate

|  | 2012  | 2013  | Evolution |
|--|-------|-------|-----------|
|  | 190,1 | 178,4 | -6,1%     |

### Percentage of judgements which have been appealed

|  | 2012  | 2013  | Evolution |
|--|-------|-------|-----------|
|  | 15,9% | 11,8% | -25,6%    |

### Percentage of granted appeals

|                          | 2012  | 2013  | Evolution |
|--------------------------|-------|-------|-----------|
| <b>Appeals</b>           | 64,6% | 62,6% | -3,1%     |
| <b>Cassation appeals</b> | 90,8% | 90,3% | -0,6%     |

### Percentage of judgements delivered by members of the judiciary

|  | 2012  | 2013  | Evolution |
|--|-------|-------|-----------|
|  | 89,4% | 93,6% | 4,7%      |

### Estimated length of proceedings

|                       | 2012 | 2013 | Evolution |
|-----------------------|------|------|-----------|
| <b>First Instance</b> | 8,3  | 7,6  | -7,7%     |
| <b>2nd Instance</b>   | 6,5  | 7,5  | 14,6%     |
| <b>High Court</b>     | 11,1 | 11,7 | 5,4%      |

## KEY INDICATORS. CRIMINAL JURISDICTION

### Rates

|            | 2012 | 2013 | Evolution |
|------------|------|------|-----------|
| Clearance  | 1,01 | 1,01 | 0,0%      |
| Pending    | 0,17 | 0,16 | -2,2%     |
| Congestion | 1,16 | 1,16 | -0,6%     |

### Litigation Rate (Incoming cases per 1.000 inhabitants)

| 2012  | 2013  | Evolution |
|-------|-------|-----------|
| 136,3 | 133,8 | -1,9%     |

### Incoming cases per magistrate

| 2012    | 2013    | Evolution |
|---------|---------|-----------|
| 2.342,0 | 2.277,8 | -2,7%     |

### Judgements per magistrate

| 2012  | 2013  | Evolution |
|-------|-------|-----------|
| 269,4 | 258,2 | -4,2%     |

### Percentage of judgements which have been appealed

| 2012  | 2013  | Evolution |
|-------|-------|-----------|
| 10,1% | 10,1% | 0,2%      |

### Percentage of granted appeals

|                   | 2012  | 2013  | Evolution |
|-------------------|-------|-------|-----------|
| Appeals           | 75,8% | 76,2% | 0,6%      |
| Cassation appeals | 84,1% | 89,0% | 5,9%      |

### Percentage of judgements delivered by members of the judiciary

| 2012  | 2013  | Evolution |
|-------|-------|-----------|
| 87,6% | 94,0% | 7,3%      |

### Estimated length of proceedings

|                | 2012 | 2013 | Evolution |
|----------------|------|------|-----------|
| First Instance | 2,1  | 2,1  | -3,0%     |
| 2nd Instance   | 2,3  | 2,3  | 3,4%      |
| High Court     | 6,0  | 6,0  | -1,3%     |

## KEY INDICATORS. ADMINISTRATIVE JURISDICTION

### Rates

|            | 2012 | 2013 | Evolution |
|------------|------|------|-----------|
| Clearance  | 1,25 | 1,36 | 8,7%      |
| Pending    | 1,14 | 0,98 | -13,5%    |
| Congestion | 2,14 | 1,97 | -8,0%     |

### Litigation Rate (Incoming cases per 1.000 inhabitants)

| 2012 | 2013 | Evolution |
|------|------|-----------|
| 4,8  | 4,1  | -15,2%    |

### Incoming cases per magistrate

| 2012  | 2013  | Evolution |
|-------|-------|-----------|
| 397,9 | 336,4 | -15,5%    |

### Judgements per magistrate

| 2012  | 2013  | Evolution |
|-------|-------|-----------|
| 309,3 | 284,4 | -8,0%     |

### Percentage of judgements which have been appealed

| 2012  | 2013  | Evolution |
|-------|-------|-----------|
| 16,5% | 15,5% | -6,3%     |

### Percentage of granted appeals

|                   | 2012  | 2013  | Evolution |
|-------------------|-------|-------|-----------|
| Appeals           | 76,0% | 72,9% | -4,0%     |
| Cassation appeals | 80,8% | 76,2% | -5,7%     |

### Percentage of judgements delivered by members of the judiciary

| 2012  | 2013  | Evolution |
|-------|-------|-----------|
| 89,4% | 96,3% | 7,8%      |

### Estimated length of proceedings

|                | 2012 | 2013 | Evolution |
|----------------|------|------|-----------|
| First Instance | 16,2 | 16,3 | 0,4%      |
| 2nd Instance   | 13,2 | 13,1 | -1,0%     |
| High Court     | 17,2 | 15,4 | -10,2%    |

## KEY INDICATORS. LABOR JURISDICTION

### Rates

|            | 2012 | 2013 | Evolution |
|------------|------|------|-----------|
| Clearance  | 0,89 | 0,87 | -2,3%     |
| Pending    | 0,80 | 0,88 | 10,6%     |
| Congestion | 1,86 | 1,96 | 5,3%      |

### Litigation Rate (Incoming cases per 1.000 inhabitants)

| 2012 | 2013 | Evolution |
|------|------|-----------|
| 9,8  | 10,0 | 1,5%      |

### Incoming cases per magistrate

| 2012  | 2013  | Evolution |
|-------|-------|-----------|
| 865,3 | 875,6 | 1,2%      |

### Judgements per magistrate

| 2012  | 2013  | Evolution |
|-------|-------|-----------|
| 436,4 | 405,3 | -7,1%     |

### Percentage of judgements which have been appealed

| 2012  | 2013  | Evolution |
|-------|-------|-----------|
| 26,8% | 23,2% | -13,4%    |

### Percentage of granted appeals

|                   | 2012  | 2013  | Evolution |
|-------------------|-------|-------|-----------|
| Appeals           | 76,4% | 75,7% | -0,93%    |
| Cassation appeals | 83,9% | 84,2% | 0,29%     |

### Percentage of judgements delivered by members of the judiciary

| 2012  | 2013  | Evolution |
|-------|-------|-----------|
| 86,3% | 93,6% | 8,5%      |

### Estimated length of proceedings

|                | 2012 | 2013 | Evolution |
|----------------|------|------|-----------|
| First Instance | 8,8  | 9,5  | 8,2%      |
| 2nd Instance   | 6,7  | 6,8  | 1,7%      |
| High Court     | 10,6 | 10,7 | 0,6%      |